

# REPORT ON THE CAREERS OF THE CLASS OF 2019

## Executive Summary

The following report describes the current career status of the class of 2019, which includes graduates from December 2018, May 2019, June 2019, and July 2019.

Career information was available for **94%** of the 529 graduates. The data were gathered from the following sources:

- Alumni Survey
- Department chairs
- National Student Clearinghouse
- Survey of Graduating Students
- Misc.-Students, employers, staff, parents and online

The **career outcome rate\*** - employment or further education - was **96%**.

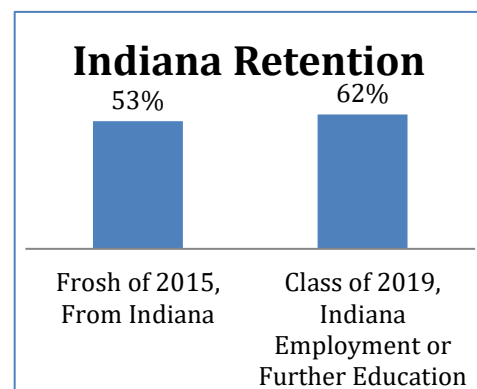
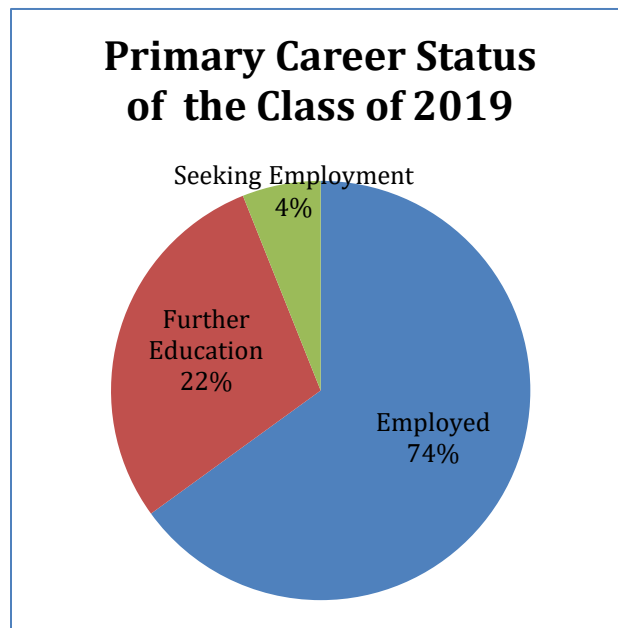
\*This rate excludes people in the "Other" category; graduates in this category were not seeking employment or pursuing further education during the data collection period.

The **median salary** of reporting graduates employed full-time was \$51,250.

Twenty-two percent of graduates pursued further education, including degree programs and certification programs. **Graduate school enrollment** comprised 19% of responding graduates. An additional 29% of graduates not currently in further education indicated the intention to **pursue graduate school** within the next three years.

Sixty-five graduates (12%) indicated that they would like additional career assistance from the **Center for Career Development**.

**Indiana retention of graduates** included 63% of employed graduates and 59% of graduates in further education. When entering UE in fall 2015, 53% of this class was from Indiana.



Report Contents	Page	Page
Employment	2-5	6-7
Location		
Salary		
Number of Offers		
Job Source		
Employers		
Further Education		8
Location		
Future Grad School Plans		
Institutions		
Method		

## Employment

**Table 1. Employment Type**

	2018-2019		2017-2018		2016-2017	2015-2016
	#	%	#	%	%	%
Full-time	195	81%	274	90%	82	83
Part-time	32	13%	19	6%	12	11
Internship	14	6%	13	4%	6	6
Misc. Employment Types	7		30			
Unknown	100					
<b>Total</b>	<b>348</b>		<b>336</b>			

\*Misc. Employment Types includes not specified, military, year of service programs, and self-employment

**Table 2. Employment Location**

	2018-2019		2017-2018	2016-2017	2015-2016
	#	%	%	%	%
Indiana	185	63	65	51	59
U.S., out of state	99	34	34	43	36
International	9	3	1	5	5
Not specified	55				
<b>Total</b>	<b>348</b>				

**Table 3. Salary Range\***

**In 2018-2019 Included Military Service Members**

<b>Median = \$52,500</b>	2018-2019		2017-2018		2016-2017	2015-2016
	#	%	#	%	%	%
< \$25,000	15	9	6	4	12	5
\$25,000 to \$29,999	5	3	6	4	4	3
\$30,000 to \$34,999	8	5	7	4	8	7
\$35,000 to \$39,999	10	6	15	9	11	9
\$40,000 to \$44,999	15	9	15	9	7	16
\$45,000 to \$49,999	14	9	15	9	9	13
\$50,000 to \$54,999	17	11	27	17	8	12
\$55,000 to \$59,999	18	11	15	9	13	9
> \$60,000	57	36	53	33	27	26
Not specified	39		115			
<b>Total</b>	<b>198</b>		<b>274</b>			

\*Of those employed full-time

**Table 4. Number of Job Offers\***

	2018-2019		2017-2018		2016-2017	2015-2016
	#	%	#	%	%	%
0 (already had position)	0	0	7	5	1	5
1-2	134	77	92	70	74	69
3-4	40	23	28	21	18	22
5-6	0	0	5	4	5	1
>6	0	0	0	0	2	3
Not specified	154		142			
Total	198		274			

\*Of those employed full-time

**Table 5. Source of Job\***

	2018-2019		2017-2018		2016-2017	2015-2016
	#	%	#	%	%	%
Family or Friends	81	25	51	24	19	44
Center for Career Development	50	15	37	18	22	14
Instructor or Advisor	46	14	31	15	8	10
Experiential Education	36	11	30	14	15	13
Online	34	10	29	14	15	8
Other	33	10	16	8	9	0
Alumni Connections	23	7	6	3	6	-
Academic Department**	21	6	6	3	5	3
Student Campus Organizations**	2	1	5	2	1	-
UE JobLink**	-	-	-	-	-	2
Not Specified	126		138			
Total*** (unduplicated)	328		274			

\*Of those employed full-time.

\*\*Career Development questions were adjusted beginning with the 2016-17 survey.

\*\*\*Total across Job Source categories is greater than unduplicated total because graduates were asked to select all job sources that applied to their situations.

**Table 6. Employers of Alumni/ae with Full-time Employment**

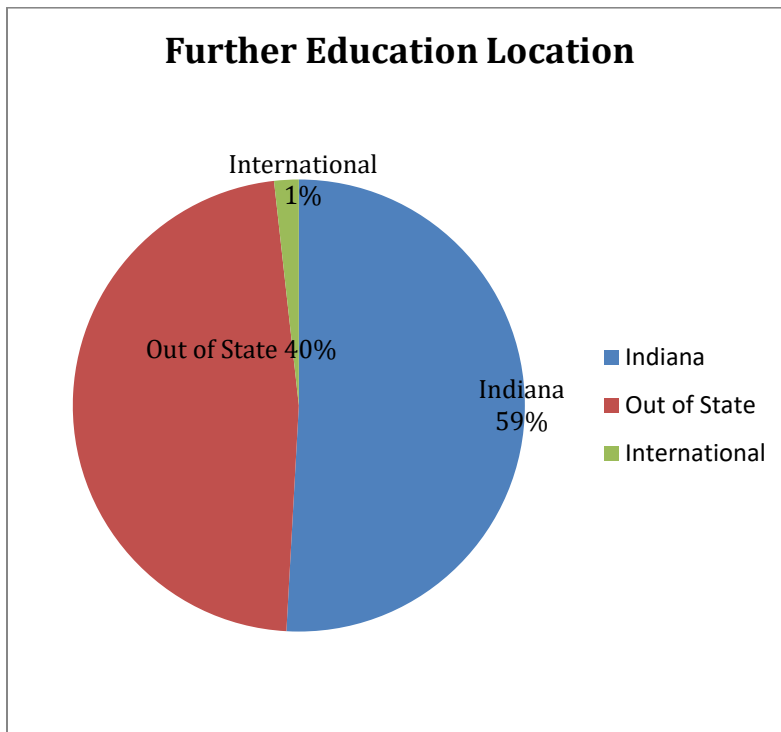
<b>Employer</b>	<b>#</b>	<b>Employer</b>	<b>#</b>
ABC's + 123s Learning Center	1	Forefront Therapy	1
Accuride Corporation	1	Foreign Affairs	1
Aerotek Staffing	1	Forest Park High School	1
Alinma Tokio Marine	1	Frontier-Kemper Constructors, Inc.	1
All in the Family Dental	1	Fuller Physical Therapy	1
American Structurepoint	2	Geico	1
Anixter	1	German American Bank	1
ARC of Evansville	1	Gibson General Hospital	1
ARI	1	Glimmerglass	2
Ascension Technologies	1	Good Shepard Catholic Church	1
Berry Global	2	Great Basin Institute	1
BKD	1	Greenwalt	1
Boeing.	1	Greenwood High School	1
CDW	1	Hand Center of Evansville	1
Christian Fellowship Church	1	Hatton-McCredie Elementary	1
Chromalloy	1	Henry Ford Hospital	1
Ciholas	1	Hillard Lyons	1
Cleveland Clinic	1	Holiday Health Care	1
CMHC.	1	ICW Group	1
Corporate Design Inc	1	Indiana Office of the Attorney General	1
CRANE ARMY	2	INDOT	1
CRANE NAVSEA	5	Infrastructure and Energy Alternatives	1
Creative Arts Therapies of the Palm Beaches	1	Integrity Express Logistics	1
Creede Repertory Theatre	1	Intel	1
Crider & Crider	1	IPL	1
Crowe LLP	1	IU Methodist	1
DCH Hospital	1	Jasper Engines and Transmissions	2
Deaconess Health Systems	15	Kansas City Christian School	1
Delmar Gardens Gwinnett County	1	Keyence	1
Dupage Medical Group	1	Kokomo High School	1
Edw. C. Levy	1	Le Bonheur Children's Hospital	1
Embry Automation	2	Lin's Asian Express	1
Enterprise Rent-A-Car	1	Lochmueller Group	2
Epic	1	Louisa Food Products	1
Evansville Country Club	1	Mark Pugh	1
Evansville Police Dept.	1	Masterbrand	1
Evansville Tool and Die	1	Methodist- Unity Point	1
EVSC	4	Miami Valley Hospital	1

<b>Employer</b>	<b>#</b>	<b>Employer</b>	<b>#</b>
Milliman	1	Santa Fe Opera	1
MMC	1	Sanwa Company	1
Morley Associates	1	Scribe America	2
Multiview	1	Select Medical/ SSM Health	1
Nationwide Children's Hospital	1	Serenbe Playhouse	1
Northwestern Mutual	1	Shirley Ryan Lab	1
OFS	1	Smith Center Health & Rehab	1
OSPTKY	1	Southern Illinois Healthcare	1
Paramount Pictures	1	Spot Logistics	1
Parkview Nursing and Rehabilitation	1	SS&C	2
Parkview Physician Group	1	SSI Schaefer	1
Performics	1	St. Joseph	1
Personal Counseling Services	1	St. Joseph Health System	1
Physiotherapy Professionals	1	St. Joseph Mercy Health System	1
Praxair Surface Technologies	1	St. Thomas Hospital	1
Prism Engineering	1	St. Vincent	10
Pro Link	1	Tailor Made Compound	1
Progressive Health	2	Target	1
ProRehab	3	Texoma Medical Center	1
PSI Power	1	Total Quality Logistics	2
Rabya Trading and & Agriculture Co. Ltd	1	Tri-State Ortho	1
Raytheon	2	Ultimate Physical Therapy	1
Rehab and Performance Institute	1	University of Evansville	3
Royal Victoria Hospital	1	University of Maryland Medical Center	1
RPI	1	Walgreens	1
RQAW	1	Washington Community Schools	1
RSM	1	<b>Total</b>	<b>177</b>
S&S Machine Shop	1		
SAIC	1		

## Further Education

**Table 7. Institution Location**

	#	%
Indiana	76	59
U.S., out of state	52	40
International	1	1
Unknown location	9	
Total	138	



**Table 8. Future Graduate School Plans**

	2018-2019		2017-2018		2016-2017	2015-2016
	#	%	#	%	%	%
Within six months	33	8	11	3	4	4
Within three years	83	21	52	13	24	20
No plans/Not specified	273	70	341	84	72	76
Total Not in Graduate School	389		404			

**Table 9. Further Education Institutions**

<b>University</b>	<b>#</b>	<b>University</b>	<b>#</b>
Andrews University	1	Purdue University	4
Arizona State University	1	Rio Salado College	1
Austin Community College	1	Sinclair Community College	1
Ball State University	1	Sophia University	1
Belmont University	3	Southeastern Oklahoma State University	1
Carnegie Mellon	1	Southern Methodist University	1
Case Western Reserve	1	St. John's University	1
Charleston School of Law	1	St. Louis Community College	1
Columbia University	1	Syracuse University	1
Colorado University-Boulder	1	UCLA	1
Concordia University (Texas)	1	University of Alabama	1
Cornell University	1	University of Cambridge	1
Creighton University	1	University of Chicago	1
DePaul University	1	University of Evansville	47
East Carolina University	1	University of Illinois	1
Georgia State University	1	University of Illinois at Urbana-Champaign	1
Illinois Eastern Community College	1	University of Louisville	1
Indiana Massage College	1	University of North Dakota	1
Indiana State University	1	University of Southern Indiana	3
Indiana University	2	University of Texas at Austin	1
IUPUI	1	University of Texas at Dallas	2
IUPUI School of Medicine	8	University of Virginia	1
Ivy Tech Community College	4	University of Wisconsin- Madison	2
Kansas City University of Medicine	1	University of Wisconsin- Milwaukee	1
Kaskaskia Community College	1	Vanderbilt University	3
Liberty University	1	Vincennes University	1
Lindenwood University	1	Washington University	1
Madisonville Community College	1	<b>Total</b>	<b>129</b>
Marian University	3		
Middle Tennessee State University	1		
Missouri State University	1		
Nazareth College of Rochester	1		

## Method

Career data were collected from multiple sources and compiled for this report according to the National Association of Colleges and Employers' standards and protocols for college graduate first destination surveys. The most recent response from the graduate or the academic department was used in the analysis.

<b>Data Sources</b>	
Survey of Graduating Students <i>Responses = 384</i>	Brief survey distributed and collected at commencement ceremonies. Asked for updated contact, job, and graduate school information. Also allowed student to request help from the Center for Career Development.
Alumni Surveys <i>Responses = 64</i>	Brief online survey distributed to recent graduates as part of their electronic Welcome (to the Alumni Association) email message. Email request to complete online survey was sent to graduates at regular intervals after commencement.
National Student Clearinghouse <i>Responses = 2</i>	National database of students enrolled at over 3,300 U.S. institutions. Used to find graduate school enrollment of alumni/ae.
Academic Departments <i>Responses = 31</i>	Once graduates' career data were gathered and compiled from the above sources, the data were sent out to the academic departments. Department chairs were asked to review and update the data on their departments' graduates.
Miscellaneous <i>Responses = 17</i>	Additional data sources included students, employers, staff, parents, and online.