

REPORT ON THE CAREERS OF THE CLASS OF 2020

Executive Summary

The following report describes the current career status of the class of 2020, which includes graduates from December 2019, May 2020, June 2020, and July 2020. *A postscript of this reporting period was added to the last page.*

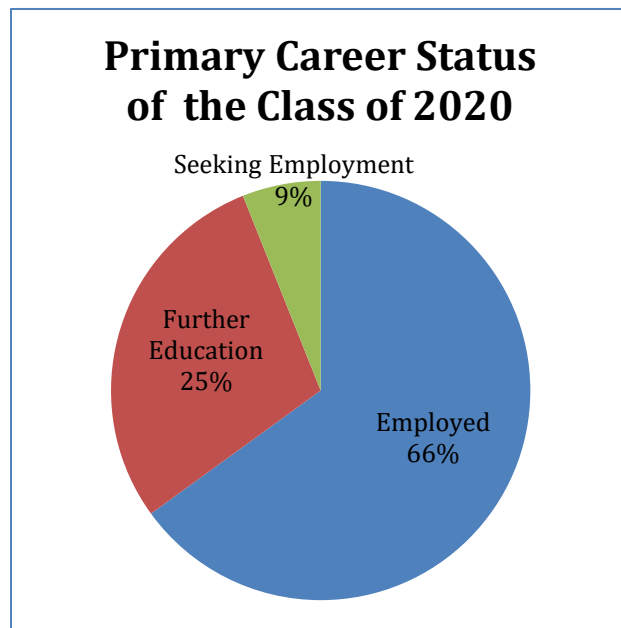
Career information was available for **86%** of the 518 graduates. The data were gathered from the following sources:

- Alumni Survey
- Department chairs
- National Student Clearinghouse
- Survey of Graduating Students
- Misc.-Students, employers, staff, parents and online

The **career outcome rate*** - employment or further education - was **91%**.

*This rate excludes people in the "Other" category; graduates in this category were not seeking employment or pursuing further education during the data collection period.

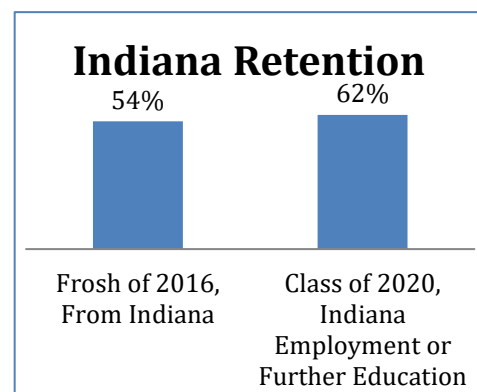
The **median salary** of reporting graduates employed full-time was \$47,500.



Twenty-nine percent of graduates pursued further education, including degree programs and certification programs. **Graduate school enrollment** comprised 19% of responding graduates. An additional 13% of graduates not currently in further education indicated the intention to **pursue graduate school** within the next three years.

Outreach messaging was sent to 114 or 22% of graduates offering additional career assistance from the **Center for Career Development**.

Indiana retention of graduates included 66% of employed graduates and 52% of graduates in further education. When entering UE in fall 2016, 54% of this class was from Indiana.



Report Contents	Page	Page
Employment	2-5	6-7
Location		
Salary		
Number of Offers		
Job Source		
Employers		
Further Education		8
Location		
Future Grad School Plans		
Institutions		
Method		

Employment

Table 1. Employment Type

	2019-2020		2018-2019		2017-2018	2016-2017
	#	%	#	%	%	%
Full-time	246	93%	195	81%	90	82
Part-time	14	5%	32	13%	6	12
Internship	6	2%	14	6%	4	6
Misc. Employment Types	8		7			
Unknown	17		100			
Total	291		348			

*Misc. Employment Types includes not specified, military, year of service programs, and self-employment

Table 2. Employment Location

	2019-2020		2018-2019	2017-2018	2016-2017
	#	%	%	%	%
Indiana	165	66	63	65	51
U.S., out of state	76	30	34	34	43
International	9	4	3	1	5
Not specified	41				
Total	291				

Table 3. Salary Range*

In 2019-2020 Included Military Service Members

Median = \$47,500	2019-2020		2018-2019		2017-2018	2016-2017
	#	%	#	%	%	%
< \$25,000	8	10	15	9	4	12
\$25,000 to \$29,999	1	1	5	3	4	4
\$30,000 to \$34,999	5	6	8	5	4	8
\$35,000 to \$39,999	7	8	10	6	9	11
\$40,000 to \$44,999	16	19	15	9	9	7
\$45,000 to \$49,999	10	12	14	9	9	9
\$50,000 to \$54,999	10	12	17	11	17	8
\$55,000 to \$59,999	9	11	18	11	9	13
> \$60,000	18	21	57	36	33	27
Not specified	164		39			
Total	248		198			

*Of those employed full-time

Table 4. Number of Job Offers*

	2019-2020		2018-2019		2017-2018	2016-2017
	#	%	#	%	%	%
0 (already had position)	4	6	0	0	5	1
1-2	42	70	134	77	70	74
3-4	12	20	40	23	21	18
5-6	1	2	0	0	4	5
>6	1	2	0	0	0	2
Not specified	231		154			
Total	291		328			

*Of those employed full-time

Table 5. Source of Job*

	2019-2020		2018-2019		2017-2018	2016-2017
	#	%	#	%	%	%
Family or Friends	20	7	81	25	18	22
Center for Career Development	15	5	50	15	24	19
Instructor or Advisor	15	5	46	14	14	15
Experiential Education	15	5	36	11	14	15
Online	25	9	34	10	15	8
Other	8	3	33	10	8	9
Alumni Connections	4	1	23	7	3	5
Academic Department**	6	2	21	6	3	6
Student Campus Organizations**	1	0	2	1	2	1
UE JobLink**	-	-	-	-	-	-
Not Specified	225		126			
Total*** (unduplicated)	291		328			

*Of those employed full-time.

**Career Development questions were adjusted beginning with the 2016-17 survey.

***Total across Job Source categories is greater than unduplicated total because graduates were asked to select all job sources that applied to their situations.

Table 6. Employers of Alumni/ae with Full-time Employment

Employer	#	Employer	#
Aces Power	1	Franciscan Health Indianapolis	2
Activate Healthcare	1	Franciscan Health Mooresville	1
Advanced Rehabilitation	1	Franklin Applied Behavior Services	1
Advanced Training and Rehab	1	GBMc & Assoc.	1
Allied Benefit Systems	1	Genesys	1
Amazon	1	German American Bank	1
Andy Moore/Indy Car Dealership	1	Gibson Area Hospital Therapy Services	1
Apple	1	Good Samaritan Sports Performance	1
Approval Payment Solutions	1	Gottman Electric	1
Berry Global	1	Grow Southwest Indiana Workforce	1
BKD LLP	4	Healthcare Therapy Services	1
Blackstrap Media	2	Henderson County High School	1
Bob Evans Restaurants, LLC	1	Heritage Federal Credit Union	1
Body One P.T. & Sports Rehabilitation	2	Hillcrest Youth Services	1
Boy Scouts of America	1	HMC Gears	1
Bright Power, Inc.	1	Holy Spirit	1
BWX Technologies, Inc.	1	HomeValet	1
Carrier HVAC	1	Humana	1
Center for Pediatric Therapy	1	Indiana Department of C/FS	1
Cetera Advisor Network	1	Indiana Department of Transportation	1
Charles River Laboratories	1	Indiana Physical Therapy-Avon Clinic	1
Ciholas	1	Insights Consulting, Inc	1
City of Evansville-Vanderburgh County	1	IU Methodist Hospital	1
Civil & Environmental Consultants, Inc.	1	JCs Wildlife	1
Crane NSWC	4	J Michael's Spa and Salon	1
Crittenden County Library	1	JKW Management Group	1
Crossflow Technologies Inc	1	Journey Kidz	1
D&D Sports Med	1	Joyner Therapy Services	1
David Dix Realty	1	Juvo	1
Davis Technical College	1	Kenzie Academy	1
Deaconess Health Systems	10	KORT Physical Therapy	1
Driveline Retail Merchandising Inc.	1	Kroger	1
Dunia Production	1	LEL Home Services Indiana	1
Encompass Health Rehab Hospital	3	Lochmueller Group	1
Ernst and Young	3	Logistics Health Incorporated	1
Evansville Goodwill Industries, Inc	1	Luckett & Farley	1
Evansville Teachers Federal Credit Union	3	Lutheran Medical Center	1
EVSC	6	Mantech International	1
Felix E. Martin Jr. Foundation	1	Marcos Pizza	1
Fifth Third Bank	1	Medicine Specialties	1
Fishbeck	1	Mercer Consulting	1

Employer	#	Employer	#
Mercy Hospital South	1	Shoals Elementary School	1
Metronet	1	Skanska	1
National Water Services	1	Sky Southern KY Rehabilitation Hospital	1
Nidec	1	Southern Champion Tray	1
Norman Smith Elementary	1	SRM Real Estate Group	1
NOVA	1	SS&C	4
Numerade	1	St. Vincent Ascension	11
Oakland City University	1	Starbucks	1
Oasis Dementia Care	1	State of IL Department of Human Services	1
Orthopaedics & Sports Med. Owensboro	2	Steinkamp Home Center	1
Orthopedic & Balance Therapy Specialist	1	Sunset Funeral Homes	1
Otis R. Bowen Center	1	Target	1
Owensboro Dermatology	1	TEKsystems	1
Pacific Northwest National Research Lab	1	The Cellular Connection	1
Patriot Engineering	1	The Wellstead of Rogers	1
Peerless Pump Co	1	Thermwood	1
Perfleek	1	TQL	1
Personal Counseling Services	1	Transcendent Healthcare	1
Pet Food Center	1	Turnberry Solutions	1
Pettit & Sons Pools and Spas	1	United Actuarial Service, Inc	1
Pivot Technology Solutions	1	United Consulting	1
Play 2 Grow Therapy, LLC	1	University of Alabama at Birmingham	1
Prairies & Native Plantings	1	University of Evansville	10
Progressive Health of IN at Deaconess	1	UPMC Children's Hospital	1
Pro-Motion Advanced Functional Rehab	1	UPS	1
PWC	1	USPS	1
Radio Flyer	1	Vanderburgh County Health Dept.	1
Radisson Blu Hotel Group	1	Vann Park Apartments	1
Reckitt Benckiser	2	VCU Orthopedic Sports Medicine Clinic	1
Rehabilitation and Performance Institute	1	VMP Healthcare & Community Living	1
Riley's Children Hospital NICU	1	VS Engineering	1
RSM	1	Vuteq USA, Inc	1
Rutherford Co	1	Wabash General Hospital	1
SAIC	1	Walgreens	1
Saleh & Abdulaziz Abahsain Company	1	Wayne County Museum/Historical Society	1
Sanders School Wayne Township	1	YMCA	1
Sandy Grove Middle School	1	Total	219
Schuler Manufacturing	1		

Further Education

Table 7. Institution Location

	#	%
Indiana	64	52
U.S., out of state	58	47
International	2	1
Unknown location	4	
Total	128	

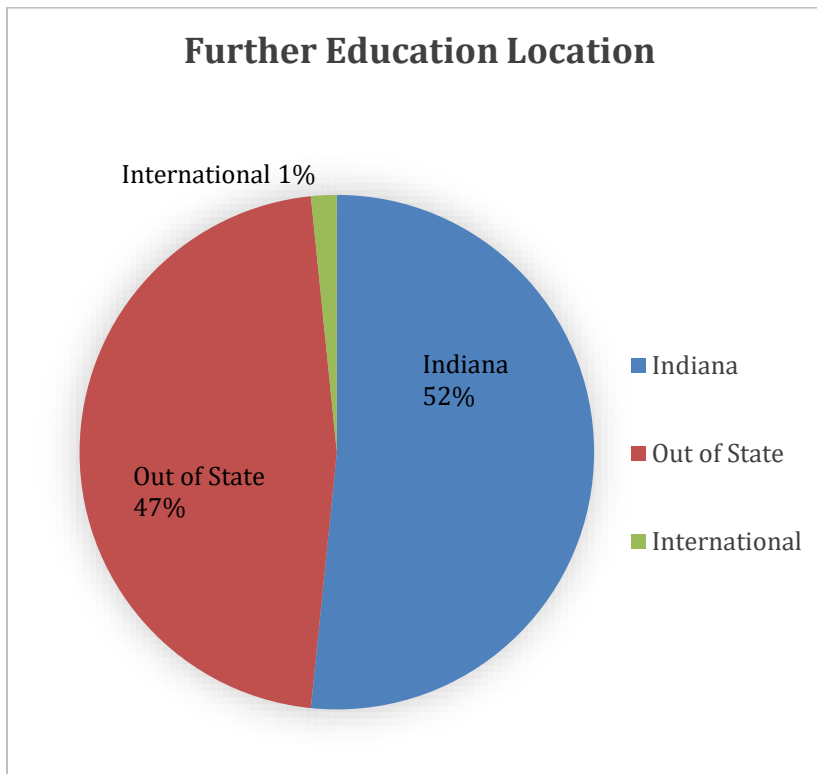


Table 8. Future Graduate School Plans

	2019-2020		2018-2019		2017-2018	2016-2017
	#	%	#	%	%	%
Within six months	7	2	33	8	3	4
Within three years	44	11	83	21	13	24
No plans/Not specified	339	87	273	70	84	72
Total Not in Graduate School	390		389			

Table 9. Further Education Institutions

University	#	University	#
Austin Peay State University	1	University Colorado-Boulder	1
Ball State University	1	University of Connecticut	1
Barcelona Graduate School of Economics	1	University of Evansville	42
Belmont University	1	University of Hartford	1
Berklee College of Music	1	University of Houston	1
Concordia Seminary	1	University of IL-Chicago John Marshall-Law	1
Deree-The American College of Greece	1	University of IL at Urbana	2
East Carolina University	1	University of Indianapolis	2
Eastern Michigan University	1	University of Missouri-Kansas City	1
Franklin College	1	University of Rochester	1
Full Sail University	3	University of Southern Indiana	6
George Washington University	1	University of Tennessee-Chattanooga	1
Indiana University-Bloomington	3	University of Texas at Austin	1
IUPUI	3	University of Texas Health Science-Houston	1
IU School of Medicine-Stone Center	1	University of the Cumberlands	1
Indiana University Southeast	1	University of Wisconsin- Madison	2
Ivy Tech Community College	1	University of Wisconsin- Milwaukee	1
Johns Hopkins University	1	Vincennes University	1
Lehigh University	1	Virginia Commonwealth University	1
Logan University	1	Walden University	2
Loyola University Chicago	1	Washington University	1
Marian University	1	Washington University-Branch 01	2
Medical College of Wisconsin	1	Washington School of Medicine Branch 80	1
Northeastern University	1	Unknown	4
Northern Kentucky University	2	Total	128
Notre Dame	1		
Portland State University	1		
Purdue Northwest	1		
Rochester Institute of Technology	1		
Southern Illinois University-Carbondale	2		
Temple University	1		
Texas A & M	1		
UCLA	1		
University of Advancing Technology	1		
University of Alabama Birmingham-Traditional	3		
University of Arizona	1		
University of Cincinnati	3		
University of Cincinnati College of Medicine	1		

Method

Career data were collected from multiple sources and compiled for this report according to the National Association of Colleges and Employers' standards and protocols for college graduate first destination surveys. The most recent response from the graduate or the academic department was used in the analysis. Some graduates seeking further education were also employed and a determination was made based on full-time status.

Data Sources	
Survey of Graduating Students <i>Responses = 85</i>	Brief survey distributed and collected at commencement ceremonies. Asked for updated contact, job, and graduate school information. Also allowed student to request help from the Center for Career Development.
Alumni Surveys <i>Responses = 23</i>	Brief online survey distributed to recent graduates as part of their electronic Welcome (to the Alumni Association) email message. Email request to complete online survey was sent to graduates at regular intervals after commencement.
National Student Clearinghouse <i>Responses = 97</i>	National database of students enrolled at over 3,300 U.S. institutions. Used to find graduate school enrollment of alumni/ae.
Academic Departments <i>Responses = 165</i>	Once graduates' career data were gathered and compiled from the above sources, the data were sent out to the academic departments. Department chairs were asked to review and update the data on their departments' graduates.
Miscellaneous <i>Responses = 179</i>	Additional data sources included students, employers, staff, parents, and online.

Postscript

The calendar cycle for the 2020 report included a monumental disruption of the global economic ecology due to a pandemic of Covid-19. There was a national shut-down of all forms of higher education institutional processes and shifts in educational delivery to 100% on-line settings. The unemployment rate in Indiana jumped from 4% to almost 9% in a 30-day period between March and April 2020. This health emergency most certainly affected the employment market for new graduates and the University of Evansville's data reflects this recession.