

REPORT ON THE CAREERS OF THE CLASS OF 2017

Executive Summary

The following report describes the current career status of the class of 2017, which includes graduates from December 2016, May 2017, June 2017, and July 2017.

Career information was available for **97%** of the 490 graduates. The data were gathered from the following sources:

- Alumni Survey
- Department chairs
- National Student Clearinghouse
- Survey of Graduating Students
- Misc.-Students, employers, staff, parents and online

The **career outcome rate*** - employment or further education - was 94%.

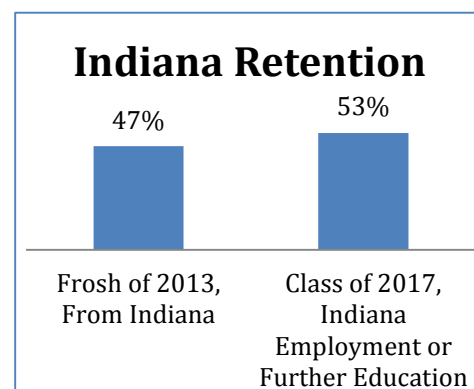
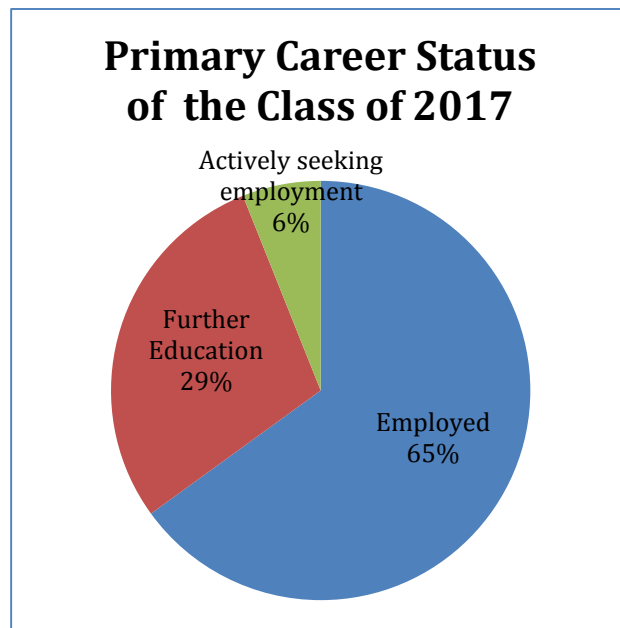
*This rate excludes people in the "Other" category; graduates in this category were not seeking employment or pursuing further education during the data collection period.

The **median salary** of reporting graduates employed full-time was \$47,750.

Twenty-nine percent of graduates pursued further education, including degree programs and certification programs. **Graduate school enrollment** comprised 27% of responding graduates. An additional 28% of graduates not currently in further education indicated the intention to **pursue graduate school** within the next three years.

Seventy-four graduates (16%) indicated that they would like additional career assistance from the **Center for Career Development**.

Indiana retention of graduates included 51% of employed graduates and 57% of graduates in further education. When entering UE in fall 2013, 47% of this class was from Indiana.



Report Contents	Page	Page
Employment	2-6	7-8
Location		
Salary		
Number of Offers		
Job Source		
Employers		
Further Education		9
Location		
Future Grad School Plans		
Institutions		
Method		

Employment

Table 1. Employment Type

	2016-17		2015-16	2014-15
	#	%	%	%
Full-time	234	82	83	91
Part-time	35	12	11	4
Internship	17	6	6	5
Misc. Employment Types*	15			
Total	301			

*Misc. Employment Types includes not specified, year of service programs, and self-employment

Table 2. Employment Location

	2016-17		2015-16	2014-15
	#	%	%	%
Indiana	153	51	59	59
U.S., out of state	129	43	36	36
International	16	5	5	3
Not specified	3			
Total	301			

Table 3. Salary Range*

Median=\$47,750	2016-17		2015-16	2014-15
	#	%	%	%
<\$25,000	22	12	5	9
\$25,000-\$29,999	8	4	3	6
\$30,000-\$34,999	14	8	7	9
\$35,000-\$39,999	20	11	9	15
\$40,000-\$44,999	13	7	16	9
\$45,000-\$49,999	16	9	13	11
\$50,000-\$54,999	14	8	12	10
\$55,000-\$59,999	24	13	9	11
>\$60,000	49	27	26	19
Not specified	54			
Total Sample	234			

*Of those employed full-time

Table 4. Number of Job Offers*

	2016-17		2015-16	2014-15
	#	%	%	%
0 (already had position)	1	1	5	4
1-2	96	74	69	76
3-4	23	18	22	19
5-6	7	5	1	2
>6	2	2	3	0
Not specified	105			
Total	234			

*Of those employed full-time

Table 5. Source of Job*

	2016-17		2015-16	2014-15
	#	%	%	%
Family or Friends	44	22	14	14
Career Development	38	19	44	50
Experiential Education	30	15	8	13
Instructor or Advisor	30	15	13	13
Other	18	9	0	7
Online	15	8	10	7
Academic Department**	12	6	-	-
Alumni Connections	10	5	3	4
Student Campus Organizations**	2	1	-	-
UE JobLink**	-	-	2	4
Not specified	108			
Total*** (unduplicated)	234			

*Of those employed full-time.

**Career Development questions were adjusted for 2016-17 survey.

***Total across Job Source categories is greater than unduplicated total because graduates were asked to select all job sources that applied to their situations.

Table 6. Employers of Alumni/ae with Full-time Employment

Employer	#	Employer	#
Able Distribution	1	Clube Juvenil Boa Viagem	1
AcceptanceNow	1	Collegiate Admission & Retention Solution	1
Access Physical Therapy and Wellness	1	Columbus Regional Health	1
Accuride	1	Connect Entertainment Group	1
ADM	1	Continental Tire, North America	1
Advanced Travel Nursing	1	Country Financial	1
Advantix Development Corporation	1	Cresline Plastic Pipe	1
ADVICS Manufacturing	1	Cricket Wireless	1
AFCO Racing	1	Cripe	1
Alcoa	1	Crossroads Preschool	1
Amazon	1	Damar Services	1
American Integrity Insurance Group	1	Daviess Community Hospital	1
American Senior Communities	1	Daviess County Metal Sales	1
APEXNetwork Physical Therapy	2	Deaconess Health System	9
AppVine	1	Delta Healthcare	1
Ardmore Roderick	1	Denton Community Theater	1
Associates in Pediatric Therapy	1	Des Moines Public Schools	1
AT Transportation	1	Dr. Barry Ray	1
Athletico PT	2	Drayer Physical Therapy Institute	1
ATI	2	East Arbor Charter Academy	1
Aurora	1	ERI	1
Bankruptcy Law Office of Mark Zuckerberg	1	Erlanger Hospital	1
Baptist Health System	1	Evansville Police Department	1
Barnes-Jewish Hospital	2	Evansville Vanderburgh School Corporation	6
Baseline Theatrical	1	Everest Marketing Group	1
Beacon Wealth Services	1	Fifth Third Bank	1
Berry Global	1	Florida Institute for Neurological Rehabilitation	1
Boardwalk Pipeline	1	Franye Engineering	1
Bowen Engineering	1	Frontier-Kemper Construction	1
Brooks Rehabilitation	1	G.D. Ritzzy's	1
Bupa Arabia	1	Global Immigration Services	1
Cedar Elementary	1	Hamilton-Pointe	1
Celltrion Healthcare	1	Harding, Shymanski, & Company, P.S.C.	2
Center of Pediatric Therapies	1	HealthSouth	1
Chicago Red Stars	1	Henderson County High School	1
China Tourism Specialty Services	1	Hillcrest Washington Youth Home	1
Ciholas, Inc.	2	Holy Spirit Catholic School	1
Cincinnati Library	1	HomeInstead Senior Care	1
Cintas	1		
City of Evansville	1		

Employer	#	Employer	#
Honda Manufacturing of Indiana, LLC	1	NeuroRestorative	1
Hospital Corporation of America	1	New England College	1
Hulsman Refrigeration	1	New Perspectives Senior Living	1
HunterDouglas	1	Nooter/Eriksen, Inc.	1
Indiana State Police	1	Not Specified	7
Ireland Home Based Services	2	NSWC Crane	7
IU Health	1	Ohio County Hospital	1
Jasper Engines and Transmissions	1	Old National Bank	1
JCPS	1	OneMain Financial	1
Jewish Hospital/Mercy Hospital	1	Orthopedic One	1
KAR Auction Service	1	Owensboro Municipal Utilities - Elmer	1
Kindred Hospital	1	Smith Station	
KK Karpos Sokoli	1	Pediatric Developmental Therapy	1
Klaes Chiropractic	1	Pizza Hut	1
KMPG	1	Poly School	1
KORT	1	Powers Engineering	1
Less Doing	1	Princeton Club	1
Lifeline Youth & Family Services	1	Progressive Health	1
LockerRoom by Lids	1	ProRehab	1
Lovelace Medical Center	1	PWC	1
Maglinger Behavioral Health Services	1	Raylor	1
Marshall's (TJX)	1	Reckitt Benckiser, Inc.	1
Martin Family Practice	1	Red Spot Paint and Varnish, Co.	1
Mead Johnson Nutrition	1	Regency Properties	1
Means of Production	1	RehabCare at Eagle Creek	1
Memorial Regional Hospital	1	Rehabilitation Hospital of Indiana	1
Merchants Bank of Indiana	1	Results Physiotherapy	5
Mercy Rehabilitation Hospital	1	Riverside Theatre	1
Meridian Health Center	1	Rolls-Royce North America	1
Meridian Radiology	1	Saint Thomas Midtown	1
Metronet Inc	1	Sandwich Middle School	1
Meyer Distributing	1	Sargent and Lundy	1
Miami Valley Hospital	1	Saudi Arabian Monetary Authority	1
Milestone Contractors	1	Select Physical Therapy	1
Milestones	1	Shoe Carnival	1
Monarch Beverages	1	Signature Healthcare	1
Monrovia Grove School District	1	Spartanburg Regional Hospital	1
Mortenson Construction	1	St. Christopher School	1
Mount Sinai Hospital	1	St. Phillip School	1
NAP Gladu	1	St. Vincent Evansville	3
National Park Service	1	Starbucks	2

Employer	#	Employer	#
Summit Elementary School	1	University of Alabama at Birmingham	1
Super Summer Theatre	1	University of Cincinnati Medical Center	1
Symbria	1	University of Evansville	1
Talking Tables Inc.	1	USAA	1
Target Corporate	1	Vanderbilt University Medical Center	2
TD Ranch	1	Vanderburgh County Health Department	2
Teach for America	1	Varsity Tutors	1
Team Rehabilitation Physical Therapy	1	Volvo Group Trucks	1
Thermwood Corporation	1	Wabash General Hospital	1
Tomahawk Scout Reservation	1	Wabash Plastics, Inc.	1
Total Quality Logistics	2	Washington University School of Medicine	1
Trek	1	WEHT/WTVW	1
Trilogy	1	Williams Bros. Health Care Pharmacy	1
U.S. Army Corp of Engineers	1	Wind Dancer Films	1
U.S. Navy	1	Total	234
UBS	1		

Further Education

Table 7. Institution Location

	#	%
Indiana	77	57
Out of State	56	42
International	1	1
Total	134	

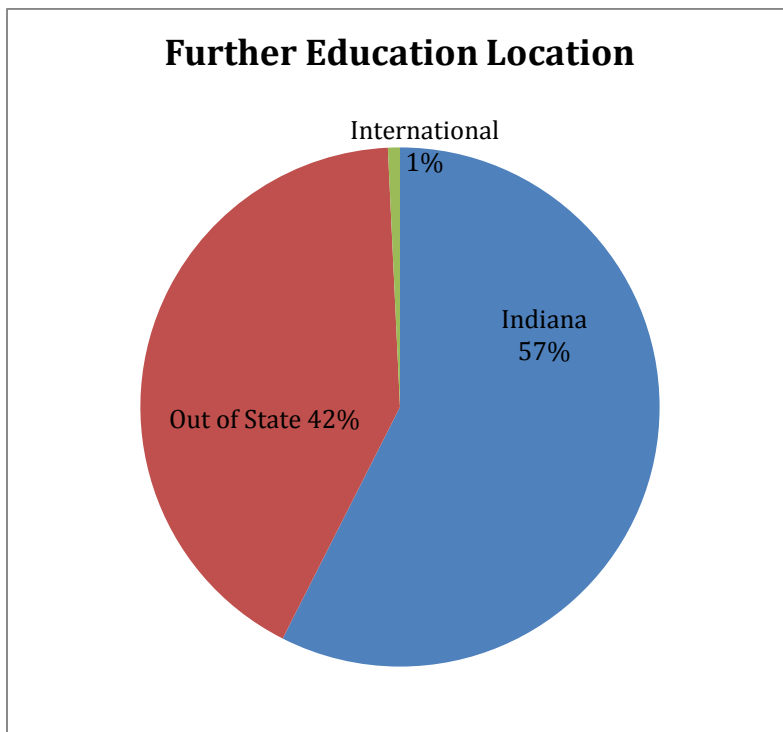


Table 8. Future Graduate School Plans

	2016-17		2015-16	2014-15
	#	%	%	%
Within six months	14	4	4	4
Within three years	79	24	20	16
No plans/Not specified	236	72	76	80
Total not in Graduate School	329			

Table 9. Further Education Institutions

University	#	University	#
Argosy University	1	Pennsylvania State University	1
Asbury Theological Seminary	1	Pepperdine University	1
Baylor University College of Medicine	1	Pima Medical Institute	1
Belmont University	3	Purdue University- West Lafayette	1
Benedictine University	1	Rose-Hulman Institute of Technology	1
Binghamton University	1	Southern Illinois University Carbondale	1
Boston University	1	Southern Methodist University	1
Butler University	1	Southern New Hampshire	1
Chatham University	1	St. Louis University	1
College of William & Mary	1	Saint Meinrad Seminary & School of Theology	1
Collin County Community College	1	University of California- Irvine	1
Cornell University	1	University of Chicago	1
Eastern Kentucky University	1	University of Cincinnati	1
Elon University	1	University of Evansville	56
Georgetown University	1	University of Illinois- Chicago	1
Grace College	1	University of Illinois- Urbana Champaign	1
Hawkeye Community College	1	University of Indianapolis	1
Indiana Institute of Technology	1	University of Kansas	2
Indiana University Purdue University	2	University of Kentucky	1
Indiana University Purdue University Columbus	1	University of Louisville	3
Indiana Wesleyan	1	University of Maryland- College Park	1
Institute For American Musical Theatre	1	University of Missouri- Columbia	1
Ivy Tech Community College	2	University of Missouri- St Louis	1
John Marshall	1	University of Oklahoma	1
Lincoln Memorial University	1	University of Phoenix	1
London School of Economics	1	University of Richmond	1
Marian University	1	University of Southern Indiana	8
Milligan College	1	Unknown	1
Northern Illinois University	1	Vanderbilt University	1
Northwestern University	1	Wabash Valley Community College	1
Pacific College of Oriental Medicine	1	Washington State University	1
Parkland College	2	Western Kentucky University	1
		Total	134
	#		

Method

Career data were collected from multiple sources and compiled for this report according to the National Association of Colleges and Employers' standards and protocols for college graduate first destination surveys. The most recent response from the graduate or the academic department was used in the analysis.

Data Sources	
Survey of Graduating Students <i>Responses = 473</i>	Brief survey distributed and collected at commencement ceremonies. Asked for updated contact, job, and graduate school information. Also allowed student to request help from the Center for Career Development.
Alumni Surveys <i>Responses = 133</i>	Brief online survey distributed to recent graduates as part of their electronic Welcome (to the Alumni Association) email message. Email request to complete online survey was sent to graduates at regular intervals after commencement.
National Student Clearinghouse <i>Responses = 134</i>	National database of students enrolled at over 3,300 U.S. institutions. Used to find graduate school enrollment of alumni/ae.
Academic Departments	Once graduates' career data were gathered and compiled from the above sources, the data were sent out to the academic departments. Department chairs were asked to review and update the data on their departments' graduates.
Miscellaneous	Additional data sources included students, employers, staff, parents, and online.