

REPORT ON THE CAREERS OF THE CLASS OF 2018

Executive Summary

The following report describes the current career status of the class of 2018, which includes graduates from December 2017, May 2018, June 2018, and July 2018.

Career information was available for **96%** of the 501 graduates. The data were gathered from the following sources:

- Alumni Survey
- Department chairs
- National Student Clearinghouse
- Survey of Graduating Students
- Misc.-Students, employers, staff, parents and online

The **career outcome rate*** - employment or further education - was **95%**.

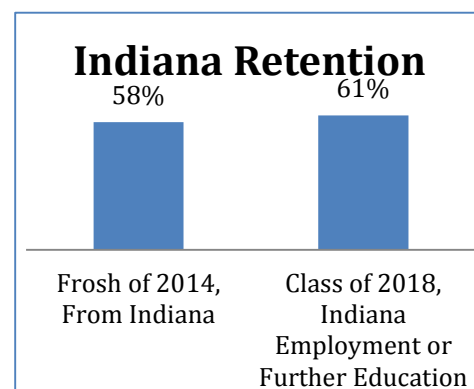
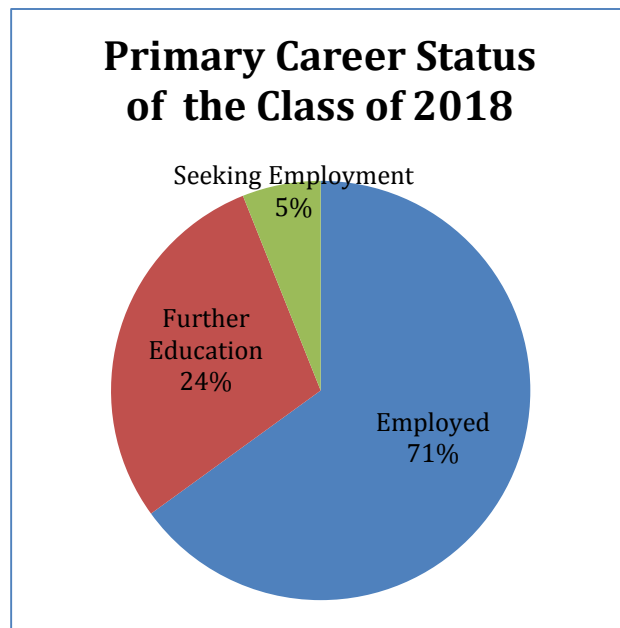
*This rate excludes people in the "Other" category; graduates in this category were not seeking employment or pursuing further education during the data collection period.

The **median salary** of reporting graduates employed full-time was \$52,500.

Twenty-four percent of graduates pursued further education, including degree programs and certification programs. **Graduate school enrollment** comprised 19% of responding graduates. An additional 11% of graduates not currently in further education indicated the intention to **pursue graduate school** within the next three years.

Forty-four graduates (9%) indicated that they would like additional career assistance from the **Center for Career Development**.

Indiana retention of graduates included 65% of employed graduates and 51% of graduates in further education. When entering UE in fall 2014, 58% of this class was from Indiana.



Report Contents	Page	Page
Employment	2-6	7-8
Location		
Salary		
Number of Offers		
Job Source		
Employers		
Further Education		9
Location		
Future Grad School Plans		
Institutions		
Method		

Employment

Table 1. Employment Type*

	2017-2018		2016-2017	2015-2016
	#	%	%	%
Full-time	274	90	82	83
Part-time	19	6	12	11
Internship	13	4	6	6
Misc. Employment Types	30			
Total	336			

*Misc. Employment Types includes not specified, military, year of service programs, and self-employment

Table 2. Employment Location

	2017-2018		2016-2017	2015-2016
	#	%	%	%
Indiana	189	65	51	59
U.S., out of state	101	34	43	36
International	3	1	5	5
Not specified	43			
Total	336			

Table 3. Salary Range*

Median = \$52,500	2017-2018		2016-2017	2015-2016
	#	%	%	%
< \$25,000	6	4	12	5
\$25,000 to \$29,999	6	4	4	3
\$30,000 to \$34,999	7	4	8	7
\$35,000 to \$39,999	15	9	11	9
\$40,000 to \$44,999	15	9	7	16
\$45,000 to \$49,999	15	9	9	13
\$50,000 to \$54,999	27	17	8	12
\$55,000 to \$59,999	15	9	13	9
> \$60,000	53	33	27	26
Not specified	115			
Total	274			

*Of those employed full-time

Table 4. Number of Job Offers*

	2017-2018		2016-2017	2015-2016
	#	%	%	%
0 (already had position)	7	5	1	5
1-2	92	70	74	69
3-4	28	21	18	22
5-6	5	4	5	1
>6	0	0	2	3
Not specified	142			
Total	274			

*Of those employed full-time

Table 5. Source of Job*

	2017-2018		2016-2017	2015-2016
	#	%	%	%
Center for Career Development	51	24	19	44
Family or Friends	37	18	22	14
Online	31	15	8	10
Instructor or Advisor	30	14	15	13
Experiential Education	29	14	15	8
Other	16	8	9	0
Academic Department**	6	3	6	-
Alumni Connections	6	3	5	3
Student Campus Organizations**	5	2	1	-
UE JobLink**	-	-	-	2
Not Specified	138			
Total*** (unduplicated)	274			

*Of those employed full-time.

**Career Development questions were adjusted beginning with the 2016-17 survey.

***Total across Job Source categories is greater than unduplicated total because graduates were asked to select all job sources that applied to their situations.

Table 6. Employers of Alumni/ae with Full-time Employment

Employer	#	Employer	#
Accel Music Therapy LLC	1	Ciholas	2
321Go Kids	1	Clifton Larson Allen	1
Abbott Laboratories	1	Contemporary American Theatre Festival	1
ABC Pediatric Therapy	1	Covenant Healthcare	1
Abe Valley	1	Crescent Plastics Inc.	1
Accuride Corporation	2	Crossroads Roofing Supply	1
ADESA	2	Crowe Horwath	1
AECOM	1	CrayCom Intl.	1
Al Jisr Foundation	1	Cultural Resource Analysts, Inc.	1
Aleris	1	Danter	1
Allied Solutions	1	DAWSON	1
Alcoa Warrick Operations	1	DC Broadcasting	1
Alvey's Sign Company Inc.	1	Deaconess Health System	13
American Integrity Insurance	2	Direct Connect Logistix, Inc.	2
AmeriQual Group, LLC	1	Dow Corning	1
Anthem	1	Dream Car Museum	1
Apex Behavioral Services	1	DSM Engineering Plastics	1
Appriss Health	1	Duke Energy Corporation	1
Arvin Sango Inc.	1	DuraMark Technologies	1
Aston Monarch	1	Dynamic Music Therapy	1
ATI Physical Therapy	2	Dynamix	1
Atlas World Group	1	Dynatrace	1
Baxter International	1	ECS Solutions	1
Becker Media	1	Enterprise	1
Berry	3	Ernst & Young	1
BKD	1	Evansville Otters	1
BNY Mellon	1	Evergreen PT	1
Bob's Gym	1	EVSC	5
Bowen Engineering	3	Fair Oaks Ranch Country Club	1
Boy Scouts of America	2	Fast Track Physical Therapy	2
Brookdale Chenal Heights	1	FCE Benefit Administrators	1
C.H. Robinson	1	Flanders Electric	1
Carle Foundation Hospital	2	FLIR Systems	1
Cash Waggner and Associates, PC	1	Floyd Baptist	1
CED Evansville Supply	1	Franciscan Alliance (Sports Medicine Dept.)	1
Centerstone Inc.	1	Fuel Coffee	1
Chazen Engineering Consultants	2	Georgia Tech Research Institute	1
Chic-fil-A	1	Gerald's Jewelry	1
Children's Therapy Connection	1	Girl Scouts of Southwest Indiana	1
Children's Mercy Hospital	1		

Employer	#	Employer	#
Global Atlantic Financial Group	1	Morton Solar	1
Google	1	Nakagawa Sangyo United	1
Grote Industries	1	Nodlus	1
Hardin Memorial Hospital	1	Northwestern Mutual	2
Harding Shymanski & Company P.S.C	2	Norton Hospital	1
Health South	1	NSWC Crane	3
Highland Reserve	1	Ohana Area Center	1
Honeywell	1	Ohio State University	1
Hopebridge	1	Old National Bank	2
Horizon Home Care	1	Oman Air	1
Hy-Vee, Inc.	1	Operation Breakthrough	1
IBM	1	Orthopaedics & Sports Medicine Owensboro	2
Impact CNC	1	Our Redeemer Day Care	1
INDOT	1	Owensboro Health	2
Integris	1	Paragon Promotions	1
ITR Concession Co. LLC	1	Paragon Rehab	2
IU- Bloomington	1	Parrish Consulting Services	1
IU Health	2	Pedcor Investments	1
Kansas City Royals	1	PhysAssist Scribes, Inc.	1
Katz, Sapper & Miller	1	PIER Group LLC	1
Kiewit	1	Pinehaven	1
Kimball International	1	Pivot Physical Therapy	1
Kindred	1	Powers Engineering	1
Kroger	1	PricewaterhouseCoopers (PwC)	1
Kruse, Dicus and Associates, LLP	1	Pro Link	1
Lee Health	1	Progressive Health	1
Lieberman Technologies	1	Project Associates	1
Liberty Village of Pittsfield	1	ProRehab	2
Linden Oaks Hospital	1	Q Services	1
Lutheran Hospital	1	RC Goodwin	1
Majestic Care	1	Regency Properties	1
Mason-Nordgauer Fine Arts Gallery	1	Research Institute of Deaconess Clinic	1
Masterbrand, Inc.	2	Restate Agency	1
Mead Johnson	2	Ritz-Carlton	1
Meaningful Day Services	1	Riverside	1
Merrill Lynch	1	Rocky Mountain Theatre for Kids	1
Metronet	1	Roncalli High School	1
Meyer Distributing	1	Salt Lake City VA Medical Center	1
Miller Orthopedic Specialists	1	Saudi Cargo	1
Mitchell Manor	1	Saudi Telecom	1
Mortenson	1	Scheffel Boyle	1

Employer	#	Employer	#
ScribeAmerica	1	Tri Star Engineering	1
Select Medical – Novacare Rehabilitation	1	United States Army	1
Select Physical Therapy	1	UBS Financial Services	1
Skanska	1	University of Evansville	8
Skyline Medical Center	1	University of Kentucky	1
SRT Group	1	University of New Haven	1
SS&C Technologies	4	Vanderbilt University Medical Center	1
St. Thomas Midtown	1	Vectren	1
St. Vincent Medical Center	5	Velocity Constructors	1
Starbucks	1	Villa Fairmont Psychiatric	1
Student Christian Fellowship	1	Vision Center Academy	1
Susan G. Komen Evansville Tri-State	1	Vehicle Service Group-A Dover Company	1
SWIRCA	1	VWR, part of Avantor	1
Tell City Police Department	1	Wesselman Nature Center	1
The Revenue Optimization Companies	1	White River Valley	1
Three I Design	2	White Station High School	1
T.J. Maxx	1	Williamstown Theatre Festival	1
TOA USA	1	WSP	1
Torsion Group Corp	1	Zimmerman Advertising	1
Total Quality Logistics	1	Unknown	15
Traveling Physical Therapists	1	Total	274

Further Education

Table 7. Institution Location

	#	%
Indiana	58	51
U.S., out of state	54	47
International	2	2
Unknown location	3	
Total	117	

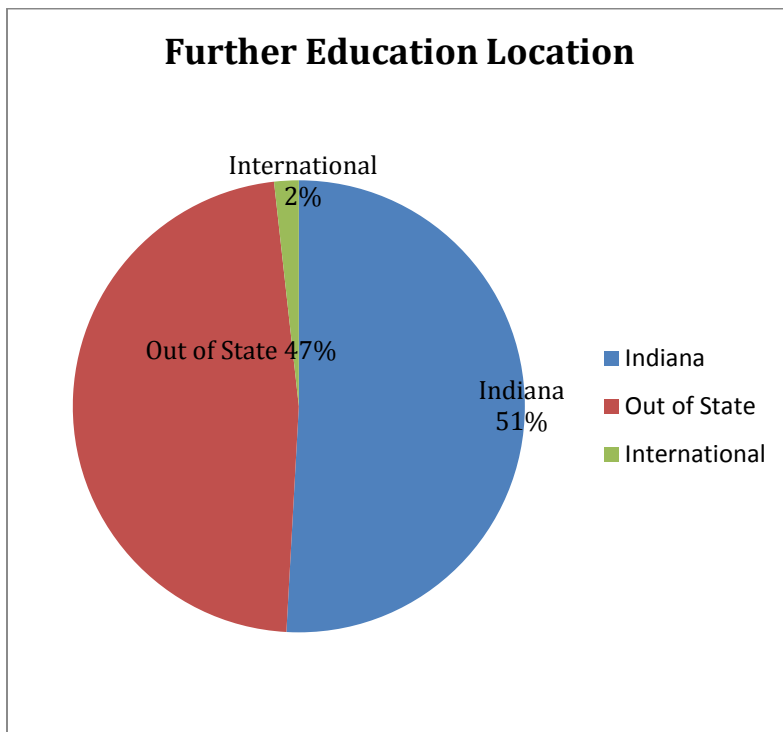


Table 8. Future Graduate School Plans

	2017-2018		2016-2017	2015-2016
	#	%	%	%
Within six months	11	3	4	4
Within three years	52	13	24	20
No plans/Not specified	341	84	72	76
Total Not in Graduate School	404			

Table 9. Further Education Institutions

University	#	University	#
Alabama A & M University	1	Rend Lake College	1
American University	1	Rensselaer Polytechnic Institute	1
Appalachian St. University	1	Southern College of Optometry	1
Arizona State University	1	Southern Illinois University-Carbondale	3
Baylor University	1	St. Ambrose University	1
Belmont University	1	Taylor University	1
Boston University	2	Texas A&M	1
Charleston University	1	The Julliard School	1
Cleveland Clinic	1	Tulane University	1
College of DuPage	1	University of California San Diego	1
Duke University	1	University at Buffalo	1
East Carolina University	1	University of Alabama Birmingham	1
Florida State University	1	University of Bristol	1
Houston Baptist University	1	University of Denver	1
Illinois Central College	1	University of Evansville	37
Indiana Wesleyan University	1	University of Florida	3
Indiana University	4	University of Findlay	1
IU McKinney School of Law	1	University of Indianapolis	2
IU School of Medicine	4	University of Louisville	1
IUPUI	3	University of Missouri-Columbia	1
Johns Hopkins University	1	University of Notre Dame	1
Lake Land College	1	University of Notre Dame Law School	1
Lehigh University	1	University of South Florida	1
Life University	1	University of Southern California	1
Lincoln Memorial University	1	University of Tennessee	1
Loyola University Maryland	1	University of Texas Rio Grande Valley	1
New Approach	1	University of Texas at Arlington	1
New York University	1	University of Southern Indiana	1
Northern Illinois University	1	Vanderbilt University	1
Northwestern University	1	Western Kentucky University	1
Oregon State University	1	Wright State University	1
Purdue University	2	Unknown	3
		Total	117

Method

Career data were collected from multiple sources and compiled for this report according to the National Association of Colleges and Employers' standards and protocols for college graduate first destination surveys. The most recent response from the graduate or the academic department was used in the analysis.

Data Sources	
Survey of Graduating Students <i>Responses = 464</i>	Brief survey distributed and collected at commencement ceremonies. Asked for updated contact, job, and graduate school information. Also allowed student to request help from the Center for Career Development.
Alumni Surveys <i>Responses = 170</i>	Brief online survey distributed to recent graduates as part of their electronic Welcome (to the Alumni Association) email message. Email request to complete online survey was sent to graduates at regular intervals after commencement. Additional updates came in through collection via the University Phonathon.
National Student Clearinghouse <i>Responses = 134</i>	National database of students enrolled at over 3,300 U.S. institutions. Used to find graduate school enrollment of alumni/ae.
Academic Departments <i>Responses = 60</i>	Once graduates' career data were gathered and compiled from the above sources, the data were sent out to the academic departments. Department chairs were asked to review and update the data on their departments' graduates.
Miscellaneous <i>Responses = 143</i>	Additional data sources included students, employers, staff, parents, and online.