

# REPORT ON THE CAREERS OF THE CLASS OF 2021

## Executive Summary

The following report describes the current career status of the class of 2021, which includes graduates from December 2020, May 2021, June 2021, and July 2021. \*A postscript of this reporting period was added to the last page.\*

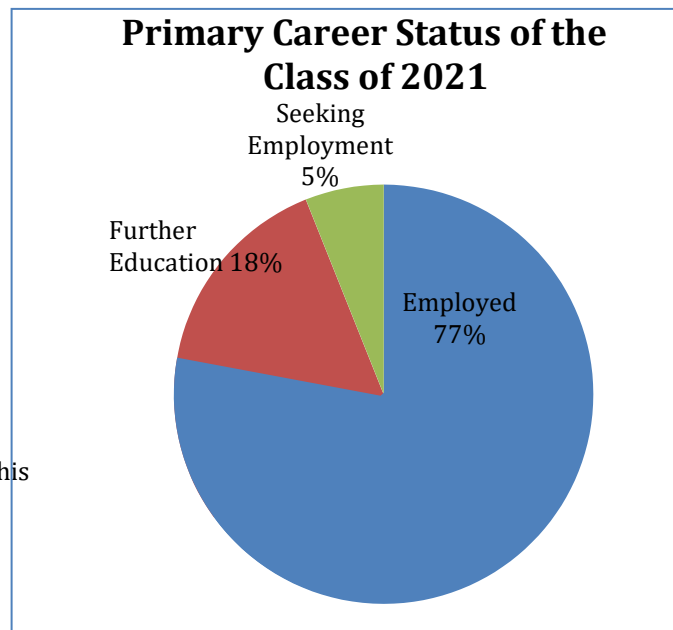
Career information was available for **92.5%** of the 491 graduates. The data were gathered from the following sources:

- Alumni Survey
- Department chairs
- National Student Clearinghouse
- Paper Survey of Graduating Students at Graduation
- Misc.-Students, employers, staff, parents and online

The **career outcome rate\*** - employment or further education - was **95%**.

\*This rate excludes people in the "Other" category; graduates in this category were not seeking employment or pursuing further education during the data collection period.

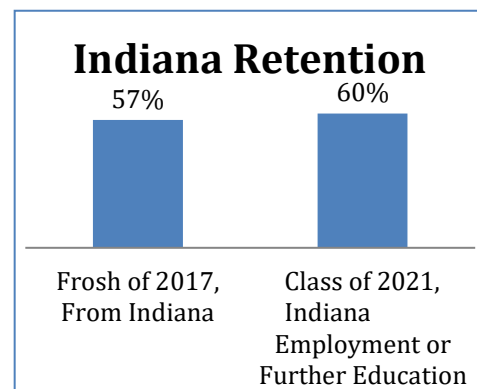
The **median salary** of reporting graduates employed full-time was \$50,000.



Eighteen percent of graduates pursued further education, including degree programs and certification programs. **Graduate school enrollment** comprised 10% of responding graduates. An additional 19% of graduates not currently in further education indicated the intention to **pursue graduate school** within the next three years.

Outreach messaging was sent to 111 or 23% of graduates offering additional career assistance from the **Center for Career Development**.

**Indiana retention of graduates** included 58% of employed graduates and 62% of graduates in further education. When entering UE in fall 2017, 57% of this class was from Indiana.



Report Contents	Pages	Pages	
Employment	2-5	Further Education	6-8
Location		Location	
Salary		Future Grad School Plans	
Number of Offers		Institutions	
Job Source		Method	9
Employers			

## Employment

**Table 1. Employment Type**

	2020-2021		2019-2020		2018-2019	2017-2018
	#	%	#	%	%	%
Full-time	265	85%	246	93%	81	90
Part-time	32	10%	14	5%	13	6
Internship	15	5%	6	2%	6	4
Misc. Employment Types	13		8			
Unknown	15		17			
Total	340		291			

\*Misc. Employment Types includes not specified, military, year of service programs, and self-employment

**Table 2. Employment Location**

	2020-2021		2019-2020	2018-2019	2017-2018
	#	%	%	%	%
Indiana	202	61	66	63	65
U.S., out of state	120	36	30	34	34
International	11	3	4	3	1
Not specified	17				
Total	350*				

\*Number includes employment of full-time graduate students

**Table 3. Salary Range\***

**In 2020-2021 Included Military Service Members**

<b>Median = \$50,000</b>	2020-2021		2019-2020		2018-2019	2017-2018
	#	%	#	%	%	%
< \$25,000	10	8	8	10	9	4
\$25,000 to \$29,999	2	2	1	1	3	4
\$30,000 to \$34,999	7	6	5	6	5	4
\$35,000 to \$39,999	16	13	7	8	6	9
\$40,000 to \$44,999	14	11	16	19	9	9
\$45,000 to \$49,999	6	5	10	12	9	9
\$50,000 to \$54,999	14	11	10	12	11	17
\$55,000 to \$59,999	13	10	9	11	11	9
> \$60,000	43	34	18	21	36	33
Not specified	142		164			
Total	267		248			

\*Of those employed full-time

**Table 4. Number of Job Offers\***

	2020-2021		2019-2020		2018-2019	2017-2018
	#	%	#	%	%	%
0 (already had position)	1	1	4	6	0	5
1-2	69	74	42	70	77	70
3-4	17	18	12	20	23	21
5-6	5	5	1	2	0	4
>6	2	2	1	2	0	0
Not specified	197		231			
Total	291		291			

\*Of those employed full-time

**Table 5. Source of Job\***

	2020-2021		2019-2020		2018-2019	2017-2018
	#	%	#	%	%	%
Family or Friends	26	19	20	18	25	18
Center for Career Development	15	11	15	14	15	24
Instructor or Advisor	20	15	15	14	14	14
Experiential Education	24	17	15	14	11	14
Online	18	13	25	23	10	15
Other	20	15	8	7	10	8
Alumni Connections	6	4	4	4	7	3
Academic Department	8	6	6	5	6	3
Student Campus Organizations	0	0	1	1	1	2
Not Specified	169		182			
Total** (unduplicated)	267		291			

\*Of those employed full-time.

\*\*Total across Job Source categories is greater than unduplicated total because graduates were asked to select all job sources that applied to their situations.

**Table 6. Employers of Alumni/ae with Full-time Employment**

<b>Employer</b>	<b>#</b>	<b>Employer</b>	<b>#</b>
99 Exposure	1	Crawford Memorial Hospital	2
A+ Derr Heating and Air	1	CSP Engineering	1
A789	1	Curious Theater Company	1
Abbott	1	Curvo Labs	1
ACE Healthcare Resources	1	CVS	1
Advent Health	1	Deaconess Health Systems	18
Ahazan International Limited Co	1	Dominion Ridge Academy	1
Albion Fellows Bacon Center	1	Draft Kings	1
Alliance Technical Group	1	Dynatrace	1
American Integrity Insurance Company	1	Eagle Creek	1
AmeriCorps	4	ECS Solutions	1
Anchor Industries	1	Educational Theatre Association	1
Ascension	4	Elanco Animal Health	1
ATI	2	Embry Automation	2
Atrium Health	1	Encompass Health Deaconess	1
Aveanna Health Care	1	Enterprise	1
Azzip Pizza	1	Envoy Air	1
Bancroft Automated Restaurant Services	1	Eurofins PSS Insourcing	1
Baylor Scott and White Institute, Rehab	1	Euro League	1
Beloit Health System	1	Evansville Surgical Association	1
Berry Global	3	EVSC	9
BKD	2	Evansville Water Sewer and Utility	1
Bloomington Meadows	1	Fairbanks Center for Medical Ethics	1
Bone Dry Roofing	1	Fast Track Physical Therapy	1
Boys and Girls Club	1	Ferrell Hospital Rehabilitation Services	1
Brentwood Springs	1	First Stage Children's Theater	1
Buford City Schools	1	Florida Blue	1
BWXT	1	Forefront Therapy	1
Capital Electric	1	Fort Branch Community School	1
Catalent Pharma	1	Franklin Central High School	1
Center for Emotional Health	1	Franklin Templeton	1
Centers for Disease Control/Prevention	1	Glimmerglass Festival	1
Centura Health	1	Good Samaritan Hospital	3
Children's Museum of Evansville	2	Good Shepherd	1
Children's Therapy Connection	1	Great River Shakespeare Festival	1
Child's Play, LLC	1	Green River District Health Department	2
Ciholas Inc.	1	Greene County Daily World	1
Cincinnati Children's Hospital	1	Grow SW IN Workforce	1
Clark Dietz, Inc	1	Happy Hippo Herbals	1
Commonwealth Engineers	1	Hardin Memorial Hospital	1
Commonwealth Pain and Spine	1	Harrison County Hospital	1
Community Network	1	Henry Community Health	1
Community Stroke and Rehab	1	Holy Redeemer	1
CORA Physical Therapy Services	1	Hopebridge	1
Courier	1	Hunter Douglas	1
Covent Bridge Group	1	IEP: Independent Emergency Physicians	1
Cox Health Hospitalists	1	Indiana DNR Law Enforcement	1
Crane	2	Integration Innovation Inc.	1

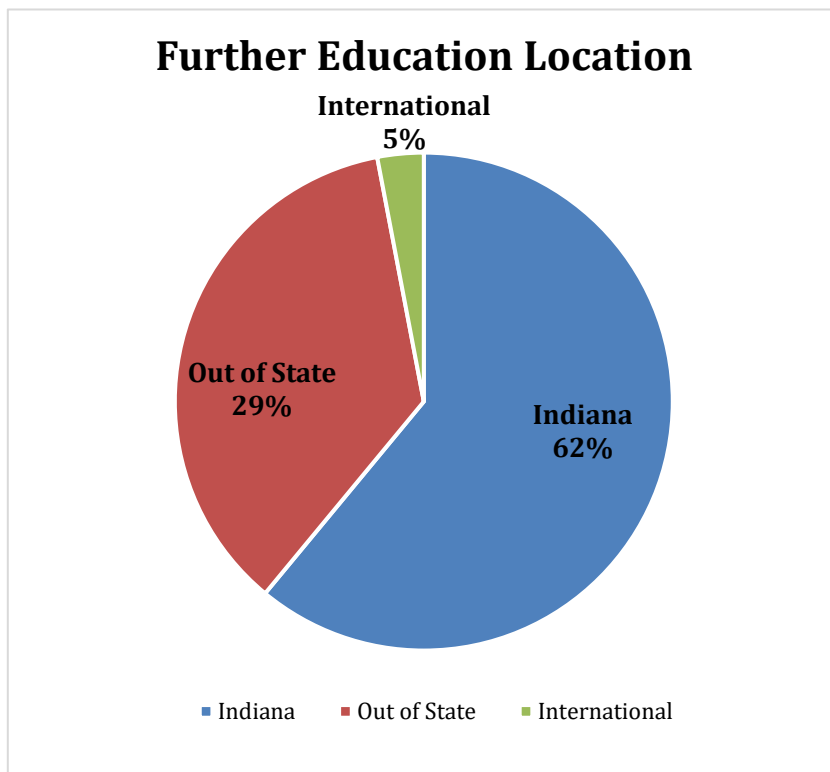
<b>Employer</b>	<b>#</b>	<b>Employer</b>	<b>#</b>
Interventional Pain Management Services	1	Red Spot Paint & Varnish Co.	1
Ireland Home Based Services	2	Rehab for Life	2
IU Health Bloomington	1	Results Physiotherapy	3
Johns Hopkins Children's Hospital	1	Reynolds Consumer Products	1
Johnson Memorial Hospital	1	Rise	1
Keller Schroeder	4	Safe Sitter, Inc	1
Kentucky Bioprocessing, Inc.	1	Salesforce	1
Kentucky Wesleyan	1	Samsung Engineering	1
Kerner Corporation	1	Saudi Arabia National Grid Construction	1
King Saud Medical Center	2	School City of Hobart	1
KPMG	1	Shoe Carnival Inc.	1
Kriology	1	SMS Group	1
Lakeshore Bone and Joint Institute	1	Sonder Health	1
Lawrence County Independent School	1	Southern Illinois Healthcare	1
LBMC	1	Southern Indiana Rehab Hospital	1
Luxury Presence	1	Southwestern Behavioral Healthcare	1
Mainstream	1	Spot Freight	1
Masterbrand	1	St. Benedict Cathedral School	1
Materials Solutions	1	St. Vincent	6
McClean Hospital	1	St. Louis Art Museum	1
Mersen USA EP Corp	1	StartupTree	1
MetroNet	2	Strand Associates	2
Meyer Distributing	1	Sun Windows and Doors	1
Milliman	1	Synergy Fitness Group	1
MLK Jr Elementary	1	Target	1
Mohawk Industries	1	TATA Technologies	1
Morley and Associates	1	TeamHealth Ball Memorial Hospital	1
Morris Hospital	1	Tennessee Valley Authority	1
Neurosurgical Associates	1	The Adjutant General's Office	1
North Gibson School Corp	1	The National Commercial Bank	1
North Side Eyecare	1	The Women's Hospital	1
Oasis Dementia Care	1	TJ Maxx	1
O'Fallon School District	1	TJ Samson Regional Health	1
Outspoken Entertainment	1	Tomah Health	1
Owensboro Health	1	TopGolf	1
Pappa Murphy's International	1	Total Quality Logistics	3
Parkview Therapy Services	1	Toyota	2
Parsons Corporation	1	Tristate Orthopedic Surgeons	2
PCI Skanska	1	True Rx Health Strategies	1
Personal Counseling Service, Inc.	2	Tulsa Office of Film, Music, Arts, & Culture	1
Physiotherapy Professionals	1	University of Evansville	8
PIKE Telecom	1	United Consulting	1
Prairie Cardiovascular Consultants	1	UnityPoint Health	1
Progressive Health	4	University of Louisville	1
ProRehab	2	Vanderbilt	1
Quality Rehab Physical Therapy	1	Vanderburgh County Health Department	1

<b>Employer</b>	<b>#</b>
Veryable	1
Veteran's Affairs	1
Vision Group	1
Wabash Christian Village	1
Weathervane Theatre	1
Wendell Foster Center	2
Wherener	1
Winlight	1
Yes Communities	1
Unknown/Not Specified	22
<b>TOTAL EMPLOYERS</b>	<b>198</b>

## Further Education

**Table 7. Institution Location**

	#	%
Indiana	49	62
U.S., out of state	23	29
International	4	5
Unknown location	3	
Total	79	



**Table 8. Future Graduate School Plans**

	2020-2021		2019-2020		2018-2019	2017-2018
	#	%	#	%	%	%
Within six months	20	5	7	2	8	3
Within three years	58	14	44	11	21	13
No plans/Not specified	333	81	339	87	70	84
Total Not in Graduate School	411		390			

**Table 9. Further Education Institutions**

<b>University</b>	<b>#</b>
Ball State University	1
Belmont University	1
Boston University	1
Doane University	1
East 15 - UK	1
Emporia State University	1
Grand Canyon University	1
Indiana University Southeast	1
Indiana University - School of Medicine	6
Ivy Tech Community College	2
Marian University	1
Missouri State University	1
Purdue University – Global	1
Purdue University-West Lafayette	1
Southern Illinois University-Carbondale	2
St. Andrews University	1
University of Albany	1
University of California - Davis	1
University of Central Florida	1
University of Cincinnati – College of Medicine	1
University of Colorado – Boulder	1
University of Evansville	34
University of Houston	1
University of Illinois	2
University of Iowa	1
University of Kansas	1
University of Kentucky	1
University of New England	1
University of Southern Indiana	1
University of Surrey	1
Vanderbilt University	2
Vincennes University	1
Washington University in St. Louis	1
Western Governors University	1
Unknown	3
<b>Total</b>	<b>79</b>



## Method

Career data were collected from multiple sources and compiled for this report according to the National Association of Colleges and Employers' standards and protocols for college graduate first destination surveys. The most recent response from the graduate or the academic department was used in the analysis. Some graduates seeking further education were also employed and a determination was made based on full-time status.

<b>Data Sources</b>	
Survey of Graduating Students <i>Responses = 209</i>	Brief survey distributed and collected at commencement ceremonies. Asked for updated contact, job, and graduate school information. Also allowed student to request help from the Center for Career Development.
Alumni Surveys <i>Responses = 49</i>	Brief online survey distributed to recent graduates as part of their electronic Welcome (to the Alumni Association) email message. Email request to complete online survey was sent to graduates at regular intervals after commencement.
National Student Clearinghouse <i>Responses = 19</i>	National database of students enrolled at over 3,300 U.S. institutions. Used to find graduate school enrollment of alumni/ae.
Academic Departments <i>Responses = 21</i>	Once graduates' career data were gathered and compiled from the above sources, the data were sent out to the academic departments. Department chairs were asked to review and update the data on their departments' graduates.
Miscellaneous <i>Responses = 176</i>	Additional data sources included students, employers, staff, parents, and online.