

REPORT ON THE CAREERS OF THE CLASS OF 2024

Executive Summary

The following report describes the current career status of the class of 2024, which includes graduates from December 2023, May 2024, June 2024, and July 2024. *A postscript of this reporting period was added to the last page.*

Career information was available for 97% of the 482 graduates. The data were gathered from the following sources:

- Department chairs
- National Student Clearinghouse
- Survey of Graduating Students
- Misc.-Students, employers, staff, parents and online

The **career outcome rate*** - employment or further education – was 98%.

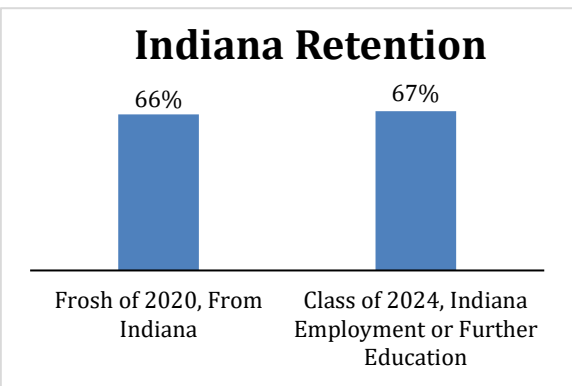
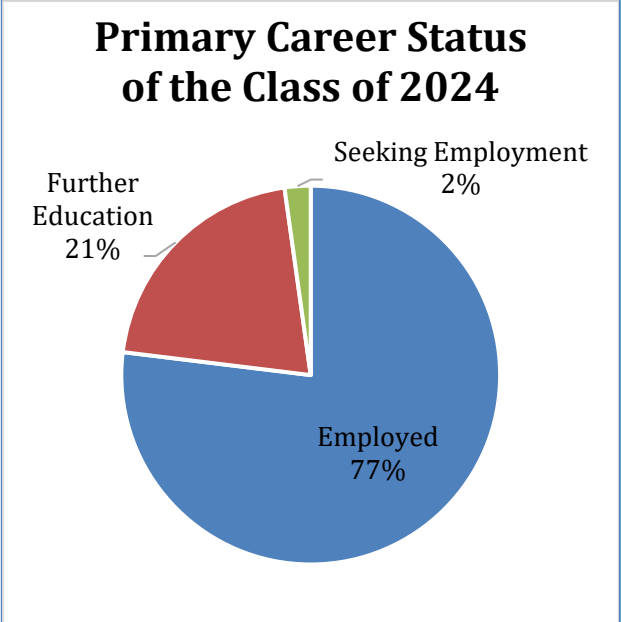
*This rate excludes people in the “Other” category; graduates in this category were not seeking employment or pursuing further education during the data collection period.

The **median salary** of reporting graduates employed full-time was \$55,000.

20% of graduates pursued further education, including degree programs and certification programs. **Graduate school enrollment** comprised 18% of responding graduates. An additional 25% of graduates not currently in further education indicated the intention to **pursue graduate school** within the next three years.

Outreach messaging was sent to 239 or 49.6% of graduates offering additional career assistance from the **Center for Career Development**.

Indiana retention of graduates included 65% of employed graduates and 72% of graduates in further education. When entering UE in fall 2020, 66% of this class was from Indiana.



Report Contents	Pages		Pages
Employment	2-5	Further Education	6-8
Location		Location	
Salary		Future Grad School Plans	
Number of Offers		Institutions	
Job Source		Method	9
Employers			

Employment

Table 1. Employment Type*

	2023-2024		2022-2023		2021-2022	2020-2021
	#	%	#	%	%	%
Full-time	277	89	271	89	91	85
Part-time	31	10	17	6	6	10
Internship	4	1	17	5	3	5
Misc. Employment	9		7			
Unknown	25		12			
Total	346		324			

*Misc. Employment Types includes not specified, military, year of service programs, and self-employment

Table 2. Employment Location*

	2023-2024		2022-2023	2021-2022	2020-2021
	#	%	%	%	%
Indiana	206	65	64	61	61
<i>Southwest Indiana Region**</i>	<i>174</i>	<i>55</i>	<i>52</i>		
U.S., out of state	103	33	34	37	36
International	6	2	2	2	3
Not specified	32				
Total	347				

*Number includes employment of full-time graduate students

** Southwest Indiana Region Counties: Daviess, Dubois, Gibson, Knox, Martin, Perry, Pike, Posey, Spencer, Vanderburgh, and Warrick

Table 3. Salary Range*

In 2020-2021 Included Military Service Members

Median = \$55,000	2023-2024		2022-2023		2021-2022	2020-2021
	#	%	#	%	%	%
< \$25,000	0	0	2	1	5	8
\$25,000 to \$29,999	1	1	0	0	3	2
\$30,000 to \$34,999	5	4	3	2	2	6
\$35,000 to \$39,999	8	6	7	5	4	13
\$40,000 to \$44,999	16	12	20	14	8	11
\$45,000 to \$49,999	13	10	8	6	10	5
\$50,000 to \$54,999	17	13	12	8	14	11
\$55,000 to \$59,999	13	10	12	8	9	10
≥ \$60,000	61	46	81	56	46	34
Not specified	144		134			
Total	278		279			

*Of those employed full-time

Table 4. Number of Job Offers*

	2023-2024		2022-2023		2021-2022	2020-2021
	#	%	#	%	%	%
0 (already had position)	7	5	3	2	2	1
1-2	107	70	107	69	68	74
3-4	34	22	35	23	23	18
5-6	5	3	7	5	5	5
>6	0	0	2	1	2	2
Not specified	125		125			
Total	278		279			

*Of those employed full-time

Table 5. Source of Job*

	2023-2024		2022-2023		2021-2022	2020-2021
	#	%	#	%	%	%
Family or Friends	37	15	46	20	18	19
Center for Career Development	29	12	27	11	16	11
Instructor or Advisor	38	16	30	13	12	15
Experiential Education	51	21	49	21	15	17
Online	18	7	32	14	15	13
Other	40	17	26	11	11	15
Alumni Connections	14	6	11	5	5	4
Academic Department	10	4	12	5	5	6
Student Campus Organizations	4	2	0	0	2	0
Not Specified	127		129			
Total** (unduplicated)	278		279			

*Of those employed full-time.

**Total across Job Source categories is greater than unduplicated total because graduates were asked to select all job sources that applied to their situations.

Table 6. Employers of Alumni/ae with Full-time Employment

Employer	#	Employer	#
1-800 Water Damage	1	Community Rehab Hospital South	1
44 News	1	CVS Pharmacy	1
Abbott Northwestern Hospital	1	Deaconess	22
Advanced Physical Therapy Solutions	1	Derick Dermatology	1
Alcoa	1	Dermatology & Mohs Surgery Institute	1
Alfa Globe Sport Management/Ausarta Barakaldo	1	Dubois Center	1
Align Civil Engineering	1	DuPage Medical Group	1
Amazon	1	Eastern Pulaski Community School Corporation	1
American Structurepoint	1	Easterseals Rehabilitation Center	1
Anesthesiology Group Associates, Inc	1	El Paso Children's Hospital	1
Aon Risk Consultants, Inc.	1	Empower Music Therapy LLC	1
Apogee	1	Energy Systems Group	1
Arch Dermatology Institute	1	ERA First Advantage Realty	1
Ascension Saint Jospeh	1	Evanston Hospital	1
Ascension	2	Evansville Christian School	1
Ascension St. Vincent	10	Evansville CrossFit	1
ASO LLC	1	Evansville Otters	1
AstraZeneca	1	Evansville Surgical Associates	3
Athletico Physical Therapy	2	Evolution Concepts	1
Axes Physical Therapy	1	Evolv	1
AZ Sport Scholarships	1	EVSC	39
Azzip Pizza	1	FCE United girls team	1
Baptist Health Deaconess	1	Fit For Work	1
Baptist Health Hardin	1	Forefront Physical Therapy	1
Baseball Montana	1	Forte Sports Medicine and Orthopedics	1
BenchMark Physical Therapy	1	Forvis Mazars	1
Berry Global	1	Frazier Rehabilitation Institute	1
BMWC	2	General Dynamics Land Systems	1
BodyOne Physical Therapy	1	Global College USA	1
Butler University	1	Harding, Shymanski & Company, P.S.C.	2
BWX Technologies, Inc.	1	HCH Hospital Campus	1
Carle Health	1	Heart to Heart Hospice	1
Cascade Physical Therapy & Rehabilitation PC	1	Henderson County Schools	2
Catholic Diocese of Evansville	4	Immigrant Home English Learning Program	1
Champion Gaming	1	Indiana Spine Group	1
Chesapeake Ear Nose & Throat P.A	1	Indiana University	1
Cincinnati Public Schools	1	Integrative Music Therapy LLC	1
CINTAS	1	IU Health	2
City of Evansville	1	Ivy Tech Community College	1
City of Indianapolis	1	Jennie Stuart Orthopedics	1

Employer	#	Employer	#
Jigsaw Digital Strategies	1	Philip Habib & Associates, P.E., D.P.C.	1
Katz, Sapper & Miller	1	Physiotherapy	1
Kemper CPA Group LLP	1	PMTM Agency	1
Koch Industries	1	Potomac Urology	1
Komatsu	1	Premiere Tan	1
Kroger	1	Professional Anesthesia Services of Kentucky PLLC	1
Lawrence County Health Department	1	Progressive Health	2
Lewis & Kappes	1	ProRehab	3
Lifestance Health	1	PT Solutions Physical Therapy	1
Lisa Johnson Physical Therapy PLLC	1	Reach High Consulting and Therapy	1
Little Rock Rangers Soccer Club	1	Red Spot Paint & Varnish Co.	1
McDonalds	1	Rehab Medical	1
McGriff	1	Rehabilitation & Performance Institute	2
MD Anderson Cancer Center	1	Renew Christian Church	1
MDC Construction	1	RiverValley Behavioral Health	1
Med Center Health	1	Rooftop Bar and Grill	1
Memorial Hospital	2	Rush University	1
Memorial Medical Center	1	S&ME	1
Metric Environmental LLC	1	Sacred Heart Cathedral HS	1
Midwest Emergency Medicine Inc	1	Samaritan Albany General Hospital	1
Midwest Ortho at RUSH	1	Schneck Medical Center	1
Milestone Contractors L.P.	1	ScribeAmerica	1
Morley	1	Shawnee Health OBGYN	1
MVMT Institute	1	Sherwin-Williams	1
Nativity School	1	Showplace Cinemas	1
Nannylane	1	Sigma Group	1
New Life Child Care	1	SIH	1
New Mexico Orthopaedic Associates	1	South Knox School Corp	1
Newburgh Museum	1	South Spencer School Corporation	1
Nix Companies	1	Springs Valley Community Schools	1
North Spencer County School Corporation	1	SSM	1
Norton Healthcare	2	SSM Health St. Mary's Hospital	1
Norton Kings Daughters Hospital	1	St. Lukes University Health Network	1
One Indiana Financial Group	1	St. Vincent Health	1
One Main Financial	1	Stages St. Louis	1
Oregon Shakespeare Festival	1	Star PT	1
OrthoCincy	1	Team Rehabilitation	1
Owensboro Health	1	The Dallas Opera	1
Pacers Sport's and Entertainment	1	The Morales Group	1
Peak Performance Sports and Physical Therapy	1	The Women's Hospital	1

Employer	#
Think Equity	1
Three I Design	1
Toyota	2
Traylor Bros., Inc.	1
Tri-State Orthopaedics	2
University Hospitals	1
University of Evansville	7
University of Florida	1
University of Indianapolis	1
University of Louisville	1
University of Southern Indiana	1
Upstream Rehabilitation	2
Vanderburgh County Prosecutor's Office	1
Vanderburgh County Adult Probation Department	1
Vineyard Bookstore	1
Vineyard Financial	1
Warehouse Services Inc.	1
Washington University	1
Willard Public Library	1
Wilson Elementary School	1
Youth First	1
Unknown/Not Specified	3

TOTAL EMPLOYERS	181
------------------------	------------

Further Education

Table 7. Institution Location

	#	%
Indiana	66	72
U.S., out of state	24	26
International	2	2
Unknown location	2	
Total	94	

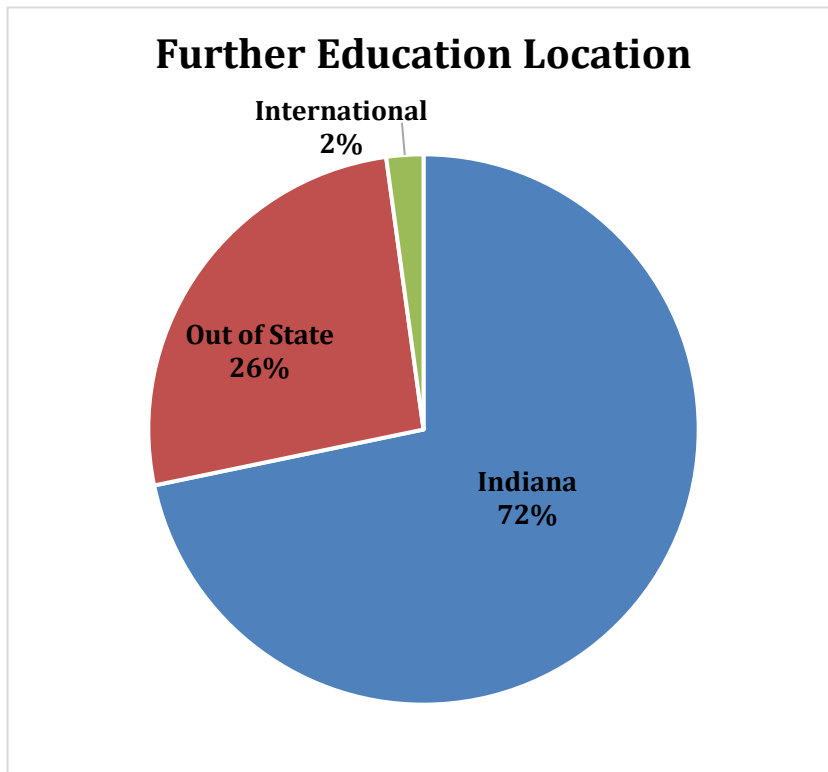


Table 8. Future Graduate School Plans

	2023-2024		2022-2023		2021-2022		2020-2021
	#	%	#	%	#	%	%
Within six months	24	6	29	8	17	4	5
Within three years	72	19	68	18	61	14	14
No plans/Not specified	292	75	279	74	347	82	81
Total Not in Graduate School	388		376		425		

Table 9. Further Education Institutions

University	#
Arizona State University	1
Asbury University	1
Ball State University	1
Columbia University	1
Concord University	1
DePaul University	1
Husson University	1
Indiana State University	1
Indiana University	7
Indiana University McKinney School Of Law	1
Indiana University Medical School	1
Indiana University School of Dentistry	1
Loyola Marymount University	1
Marian University	1
Mary Free Bed Rehabilitation Hospital	1
Mercer University Atlanta	1
Middle Tennessee State University	1
Missouri University of Science and Technology	1
Northern Kentucky University	1
Purdue University	2
Roosevelt University	1
Saint Louis University	1
Saint Vladimir's Orthodox Theological Seminary	1
Seton Hall University	1
Southern California University of Health Sciences	1
Spalding University	1
St. Edwards University	1
University of Alabama Birmingham	1
University of Evansville	42
University of Florida	1
University of Nebraska Medical Center	1
University of San Diego	1
University of Southern Indiana	9
University of Wisconsin - Madison	1
Utrecht University	1
Unknown/Not Specified	3
Total	94

Method

Career data were collected from multiple sources and compiled for this report according to the National Association of Colleges and Employers' standards and protocols for college graduate first destination surveys. The most recent response from the graduate or the academic department was used in the analysis. Some graduates seeking further education were also employed and a determination was made based on full-time status.

Data Sources	
Survey of Graduating Students <i>Responses = 269</i>	Brief online survey distributed to students via email beginning in the spring semester and via QR code during commencement central and commencement ceremonies. Asked for updated contact, job, and graduate school information. Also allowed student to request help from the Center for Career Development.
Alumni Surveys <i>Responses = 0</i>	With the graduation survey moving from a paper to an online format, a separate survey is no longer used. Alumni are sent the link to the Online Survey of Graduating Students.
National Student Clearinghouse <i>Responses = 22</i>	National database of students enrolled at over 3,300 U.S. institutions. Used to find graduate school enrollment of alumni/ae.
Academic Departments <i>Responses = 39</i>	Once graduates' career data were gathered and compiled from the above sources, the data were sent out to the academic departments. Department chairs were asked to review and update the data on their departments' graduates.
Miscellaneous <i>Responses = 131</i>	Additional data sources included students, employers, staff, parents, and online.