



Evansville Promise Neighborhood
COMMUNITY PARTNERS

TABLE OF CONTENTS

Our Story	1
Promise Neighborhood Results & GPRA Indicators	2
<i>Maps</i>	
Evansville Map with EPN Census Tracts	3
EPN Census Tracts with Focus Schools and Primary Community Hubs	4
<i>Pipeline Workgroups</i>	
Early Health and Kindergarten Readiness	5
Student Achievement and Success	6
Postsecondary Access, Success, and Workforce Readiness	7 8
Neighborhood and Community Revitalization	9
<i>Evansville Promise Neighborhood Partners</i>	
Boys and Girls Club of Evansville	38
Building Blocks	39
Community One	40
Dream Center Evansville	41
ECHO Housing & Community Development	42
Evansville Police Department	43
Evansville Vanderburgh Public Library	44

TABLE OF CONTENTS

Evansville Promise Neighborhood Partners Cont.

Evansville Vanderburgh School Corporation	36
Goodwill Educates	37
HOPE of Evansville	37
Ivy Tech Community College - Evansville	38
Junior Achievement of Southwestern Indiana	38
Memorial Community Development Corporation	39
Potter's Wheel, Inc.	40
Ronald McDonald House Charities of the Ohio Valley	41
Southwest Indiana Workforce Board	42
United Way of Southwestern Indiana	43
University of Evansville	44
Urban Seeds	45
Vanderburgh County Health Department	47
YMCA of Southwestern Indiana, Inc.	48
Youth First	49
YouthBuild	50

EPN Partner Directory

Partners B - E by First Name	48
Partners G - S by First Name	49
Partners U - Y by First Name	50



OUR STORY

Evansville Promise Neighborhood is a community-based initiative housed at the University of Evansville's Center for Innovation & Change. This collaborative project – brought to life through the coordinated work of 23 partners – brings together families, organizations, and schools to co-design solutions and pathways to success. Located in an area of Evansville with the most potential for positive transformation, EPN focuses on building strong partnerships that unlock resources and empower residents to lead the change they envision for their community.

In March 2023, the University of Evansville, as the lead applicant, was awarded a \$30 million grant. This achievement followed focused efforts on the 2022 application, including a detailed analysis of neighborhood boundaries and focus schools in collaboration with program evaluation experts from Diehl Consulting Group. Using a data-sharing agreement with EVSC, over 2,500 EVSC data points were analyzed, leveraging both school and neighborhood population data to guide the selection of census tracts and schools within the designated area.

Community engagement was central throughout the process, incorporating design thinking sessions, neighborhood surveys, voice sessions, and stakeholder input. The core team assessed and prioritized solutions based on community needs, culminating in a solution development session in June 2022. Representatives from major partners ensured the application was comprehensive, data-driven, and reflective of the priorities of the neighborhood and school communities.

PROMISE NEIGHBORHOOD RESULTS

In Promise Neighborhood grants, "results" refer to measurable outcomes in key areas like academic achievement, family and community support, school and neighborhood safety, and access to healthy foods. The results are tracked to demonstrate sustained impact, with a focus on creating lasting systems and partnerships that continue to benefit the community beyond the grant period.

GOVERNMENT PERFORMANCE RESULTS ACT (GPRA)

GPRA indicators are key metrics that tie directly to the "results" Evansville Promise Neighborhood aims to achieve, serving as the primary way to measure progress. These indicators track data around academic proficiency, graduation rates, family support of learning, healthy eating, and community safety among others. Evansville Promise Neighborhood will use GPRA indicators to evaluate progress toward its goals and ensure accountability, demonstrating that the initiative is effectively improving the quality of life and educational outcomes in the community.

Pipeline One

Early Health and Education

Pipeline Two

Student Achievement and Success

Pipeline Three

Postsecondary Access and Workforce Readiness

Pipeline Four

Neighborhood and Community Revitalization

Desired Results

Result 1

Children enter kindergarten ready to succeed in school

Result 2

Students are proficient in core academic subjects

Result 3

Students successfully transition from middle school grades to high school

Result 4

Youth graduate High School

Result 5

High School graduates obtain a postsecondary degree, certification, or credential

Result 6

Students are healthy

Result 7

Students feel safe at school and in their community

Result 8

Students live in stable communities

Result 9

Families and community members support learning in Promise Neighborhood schools

Result 10

Students have access to 21st century learning tools

GPRA Indicators

Pipeline

1 2 3 4

1.1 #/% of kindergarten students who meet (meet-low/meet/meet-high/exceed) standard score by age on the Minnesota Executive Functioning Scale in the fall annually.

1.2 #/% of kindergarten students who are at benchmark (near/at/exceed grade level) based on the Amira Reading Mastery Score from the Amira assessment in the fall annually.

●

●

2.1.1 #/% of students at or above grade level on the ILEARN Math Assessment in 3rd - 8th grade.

2.1.2 #/% of students at or above benchmark level on the SAT Math section in 11th grade.

2.2.1 #/% of students at or above grade level on the ILEARN English Language Arts Assessment in 3rd - 8th grade.

2.2.2 #/% of students at or above benchmark levels on the SAT Evidence-based Reading and Writing section in 11th grade.

● ●

● ●

● ●

● ●

3.1 Attendance rate of students in 6th - 9th grade as defined by average daily attendance.

3.2 Chronic absenteeism rate (absent 10% or more of enrolled days) of students in 6th - 9th grade.

● ●

● ●

4.1 Four-year adjusted cohort graduation rate.

● ●

5.1 #/% of students who enroll in a two-year or four-year college or university after graduation.

5.2 #/% of students who graduate from a two-year or four-year college or university or vocational certification completion.

●

●

6.1 #/% of students (grades 6 - 12) who consume five or more servings of fruits and vegetables daily.

●

7.1 #/% of students (grades 6 - 12) who believe the school is a safe place for students and report being safe while traveling to and from school.

●

●

8.1 Student mobility rates from focus EPN schools.

●

9.1 #/% of parents or family members that read to or encourage their children to read three or more times a week or reported their child read to themselves three or more times a week (birth - 8th grade).

●

●

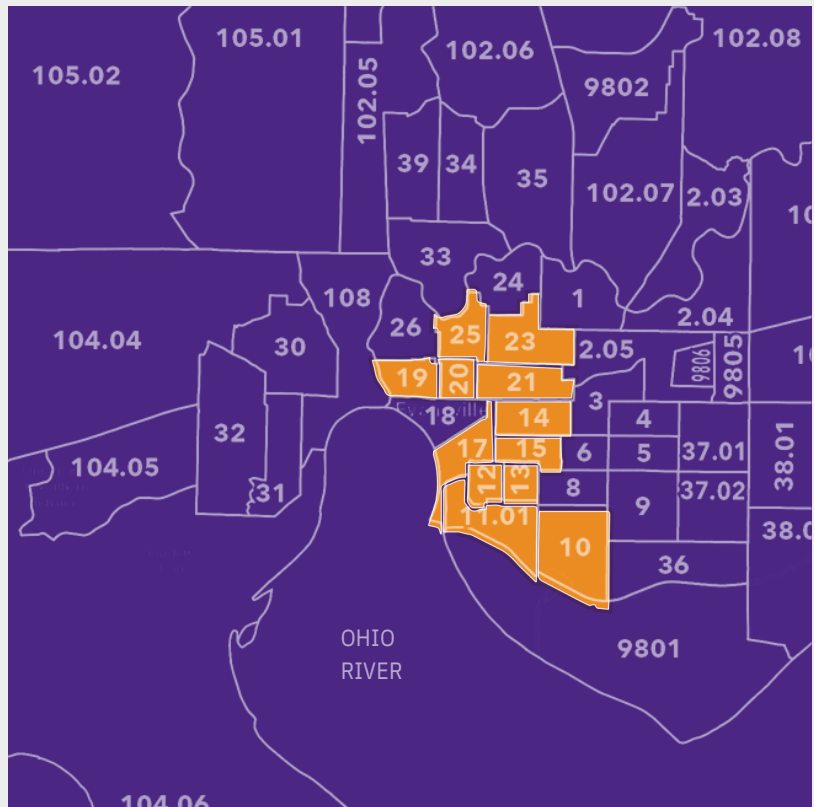
9.2 #/% of parents/family members who report talking about the importance of college and career (9th - 12th grade).


●

10.1 #/% of students who have access to broadband internet and a connected computing device.

●

EVANSVILLE MAP WITH EPN CENSUS TRACTS

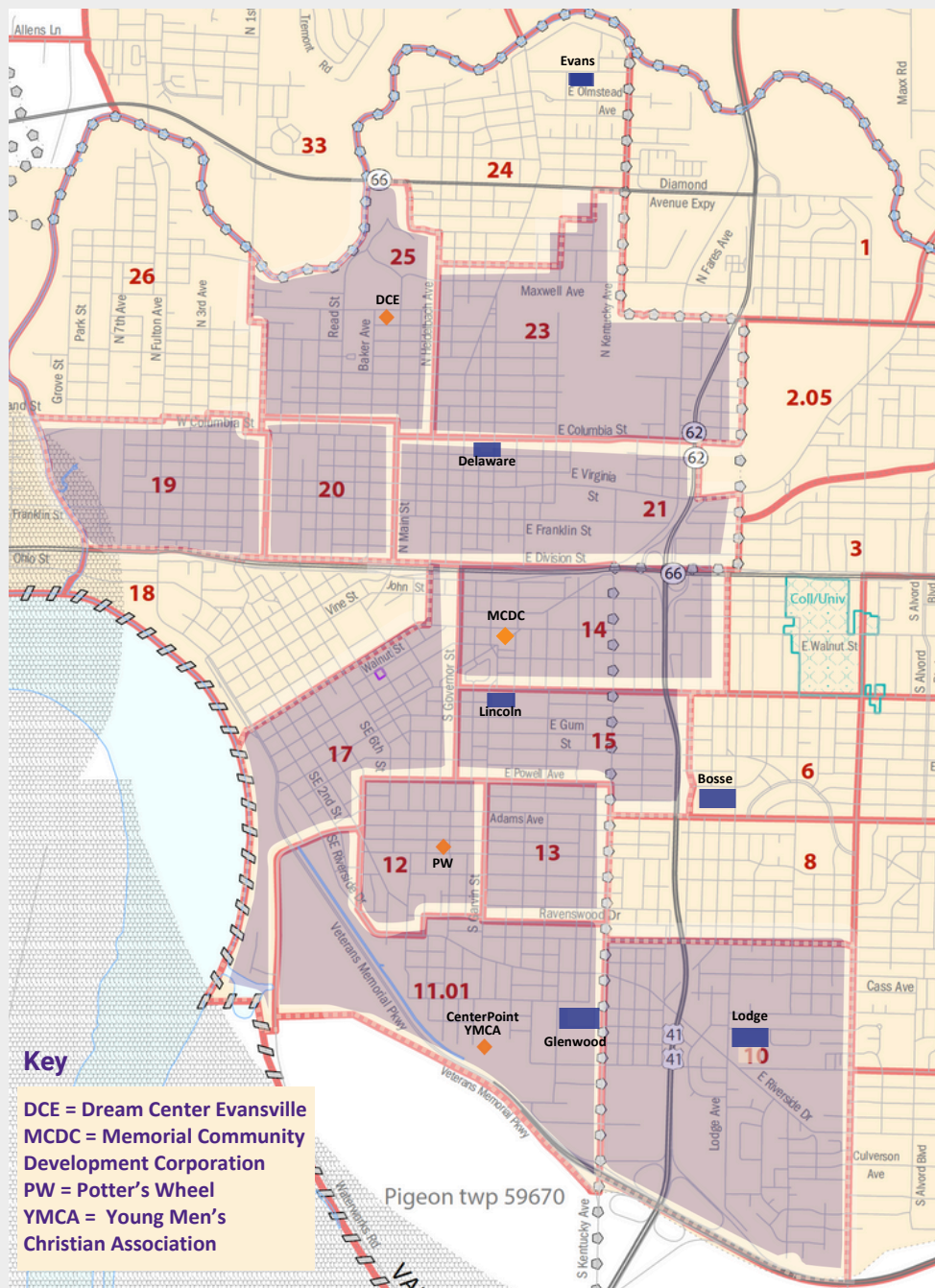


 = EPN TRACTS

SOURCE: STATS INDIANA, USING U.S. CENSUS BUREAU TRACT BOUNDARIES, FEBRUARY 2021
BASEMAP SOURCE: ESRI AND ITS PARTNERS

VANDERBURGH COUNTY TRACTS, 2020
STATS INDIANA (WWW.STATS.INDIANA.EDU) IS A PUBLIC SERVICE OF THE INDIANA BUSINESS RESEARCH CENTER AT THE INDIANA UNIVERSITY KELLEY SCHOOL OF BUSINESS.

MAP OF EPN CENSUS TRACTS WITH FOCUS SCHOOLS AND PRIMARY COMMUNITY HUBS



SOURCE: STATS INDIANA, USING U.S. CENSUS BUREAU TRACT BOUNDARIES, FEBRUARY 2021
BASEMAP SOURCE: ESRI AND ITS PARTNERS

VANDERBURGH COUNTY TRACTS, 2020
STATS INDIANA (WWW.STATS.INDIANA.EDU) IS A PUBLIC SERVICE OF THE INDIANA BUSINESS RESEARCH CENTER AT THE INDIANA UNIVERSITY KELLEY SCHOOL OF BUSINESS.



Early Health and Kindergarten Readiness

By providing early health services and supporting programs that prepare children for kindergarten, this workgroup equips young learners with essential skills. The goal is to ensure every child begins their educational journey with a strong foundation.

Desired Results

Result 1

Children enter kindergarten ready to succeed in school

Result 9

Families and community members support learning in Promise Neighborhood schools

GPRA Indicators


1.1 #/% of kindergarten students who meet (meet-low/meet/meet-high/exceed) standard score by age on the Minnesota Executive Functioning Scale in the fall annually.

1.2 #/% of kindergarten students who are at benchmark (near/at/exceed grade level) based on the Amira Reading Mastery Score from the Amira assessment in the fall annually.

9.1 #/% of parents or family members that read to or encourage their children to read three or more times a week or reported their child read to themselves three or more times a week (birth - 8th grade).

Pipeline

1 2 3 4



Programs and Services



Pre to 3 Home Visiting Program



Early Learning Provider Training Program (ELPTP)



High Quality Early Childhood Education Enrollment Assistance



Early Education Case Managers



Ronald McDonald Care Mobile and Archways to Healthy Families Classes



Dolly Parton's Imagination Library

EVANSVILLE VANDERBURGH PUBLIC LIBRARY 1000 Books Before Kindergarten

EVANSVILLE VANDERBURGH PUBLIC LIBRARY Storytime To Go

EVANSVILLE VANDERBURGH PUBLIC LIBRARY New Baby Literacy Kits



Student Achievement and Success

Maximizing student potential to improve educational outcomes by promoting academic excellence, addressing individual learning needs, providing enrichment opportunities, and fostering a supportive environment that encourages engagement and achievement for every child.

Desired Results

Result 2

Students are proficient in core academic subjects

Result 3

Students successfully transition from middle school grades to high school

Result 4

Youth graduate High School

Result 7

Students feel safe at school and in their community

Result 9

Families and community members support learning in Promise Neighborhood schools

GPRA Indicators

2.1.1 #/% of students at or above grade level on the ILEARN Math Assessment in 3rd - 8th grade.

2.1.2 #/% of students at or above benchmark level on the SAT Math section in 11th grade.

2.2.1 #/% of students at or above grade level on the ILEARN English Language Arts Assessment in 3rd - 8th grade.

2.2.2 #/% of students at or above benchmark levels on the SAT Evidence-based Reading and Writing section in 11th grade.

3.1 Attendance rate of students in 6th - 9th grade as defined by average daily attendance.

3.2 Chronic absenteeism rate (absent 10% or more of enrolled days) of students in 6th - 9th grade.

4.1 Four-year adjusted cohort graduation rate.

7.1 #/% of students (grades 6 - 12) who believe the school is a safe place for students and report being safe while traveling to and from school.

9.1 #/% of parents or family members that read to or encourage their children to read three or more times a week or reported their child read to themselves three or more times a week (birth - 8th grade).

Pipeline

1 2 3 4



Programs and Services



Truancy Roundtable and Pre-Court with the Judge



Behavior Support Specialists



Attendance Case Managers



Student Success Mentoring



Teen/Tween Series



Student Assistance Program



Coping and Support Training (CAST)



Check and Connect



Training and Professional Development in the Science of Reading



Transitional Case Managers



Level Up!



Student Success Mentoring



Family First Program



Reconnecting Youth



High Quality Out of School Time Tutoring, Educational Enrichment and Youth Development Programs



School-Day Academic Tutoring



Afterschool/summer programming



Student Success Mentoring



Scholars Academy



Journey to Justice ChangeLab trainers



EVANSVILLE VANDERBURGH PUBLIC LIBRARY
Book n' Cook



Early Achievers



Out of School Programs



Student Success Mentoring



Indiana Kids



Triple Play



SMART Moves



UE Summer Camps



300 Books by 3rd Grade



Postsecondary Access, Success, and Workforce Readiness

Preparing students for future success beyond high school by providing guidance, resources, and opportunities to explore higher education and career paths, equipping them with the skills and knowledge needed to excel in a competitive job market and achieve long-term career goals.

Desired Results

Result 2

Students are proficient in core academic subjects

Result 3

Students successfully transition from middle school grades to high school

Result 4

Youth graduate High School

Result 5

High School graduates obtain a postsecondary degree, certification, or credential

Result 9

Families and community members support learning in Promise Neighborhood schools

GPRA Indicators

2.1.1 #/% of students at or above grade level on the ILEARN Math Assessment in 3rd - 8th grade.

2.1.2 #/% of students at or above benchmark level on the SAT Math section in 11th grade.

2.2.1 #/% of students at or above grade level on the ILEARN English Language Arts Assessment in 3rd - 8th grade.

2.2.2 #/% of students at or above benchmark levels on the SAT Evidence-based Reading and Writing section in 11th grade.

3.1 Attendance rate of students in 6th - 9th grade as defined by average daily attendance.

3.2 Chronic absenteeism rate (absent 10% or more of enrolled days) of students in 6th - 9th grade.

4.1 Four-year adjusted cohort graduation rate.

5.1 #/% of students who enroll in a two-year or four-year college or university after graduation.

5.2 #/% of students who graduate from a two-year or four-year college or university or vocational certification completion.

9.2 #/% of parents/family members who report talking about the importance of college and career (9th - 12th grade).

Pipeline

1 2 3 4



Programs and Services



Neighborhood-based
Employment and Job
Skills Assistance



YouthBuild



Opportunities through
Partnerships that Transform
and Inspire (OptIn)



College Connection
Coaches



College/Career
Readiness



Jobs for America's
Graduates (JAG)
Program



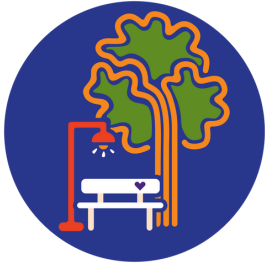
Youth Career
Exploration and
Employability



Advancement Via Individual
Determination (AVID)



Junior Achievement In-School Programs,
Capstone Experiences, and Authentic
Experiences/Student Experiences



Neighborhood and Community Revitalization

Revitalizing neighborhoods and strengthening community bonds by enhancing local infrastructure, fostering community engagement, and implementing initiatives that improve the overall quality of life, contributing to a vibrant, connected, and resilient community.

Desired Results

GPRA Indicators

Pipeline

1 2 3 4

Result 6

Students are healthy

6.1 #/% of students (grades 6 - 12) who consume five or more servings of fruits and vegetables daily.

Result 7

Students feel safe at school and in their community

7.1 #/% of students (grades 6 - 12) who believe the school is a safe place for students and report being safe while traveling to and from school.

Result 8


Students live in stable communities

8.1 Student mobility rates from focus EPN schools.

Result 10

Students have access to 21st century learning tools

10.1 #/% of students who have access to broadband internet and a connected computing device.



Programs and Services



EPD Crime Prevention Officers (CPOs)



Summer Youth Camp Experiences



Cops Connecting with Kids



School Resource Officers (SROs)



Community One

Love Your Neighbor

Quality of Life and Sustainable Development (Love Your Neighborhood)



Quality of Life and Sustainable Development (Love Your Neighborhood)



Nourish Program



EVANSVILLE VANDERBURGH PUBLIC LIBRARY Book n' Cook



Expanded Healthy Food Access



Housing Policy Development



Boys & Girls Club of Evansville Triple Play



Quality of Life and Sustainable Development (Love Your Neighborhood)

Boys & Girls Club of Evansville (BGCE)

"To transform the city of Evansville and contribute to the flourishing of its people by empowering neighbors to love their neighbors."

Indiana Kids

A structured statewide initiative to improve educational outcomes, reduce risky behaviors, increase youth career and college readiness, and promote civic responsibility and community services.



Result 2: Students are proficient in core academic subjects

Result 3: Students successfully transition from middle school grades to high school

Result 4: Youth graduate High School

2.1 (GPRA) #/% of students at or above grade level according to State mathematics assessments.

2.2 (GPRA) #/% of students at or above grade level according to State English language arts assessments.

3.1 (GPRA) Attendance rate of students in 6th - 9th grade as defined by average daily attendance.

3.2 (GPRA) Chronic absenteeism rate (absent 10% or more of enrolled days) of students in 6th - 9th grade.

4.1 (GPRA) Four-year adjusted cohort graduation rate.

Target Population: Children/Youth K - 12

Result 3: Students successfully transition from middle school grades to high school

Result 4: Youth graduate High School

Result 6: Students are healthy

3.1 (GPRA) Attendance rate of students in 6th - 9th grade as defined by average daily attendance.

3.2 (GPRA) Chronic absenteeism rate (absent 10% or more of enrolled days) of students in 6th - 9th grade.

4.1 (GPRA) Four-year adjusted cohort graduation rate.

6.1 (GPRA) #/% of children who consume five or more servings of fruits and vegetables daily.

Smart Moves



Provide engaging, age-appropriate programs for K-12 students to develop social-emotional skills and promote healthy decision-making to prevent risky behaviors like substance abuse.

Target Population: Children/Youth K - 12

Triple Play

Provide high-quality programs outside of school time. A comprehensive health and wellness initiative which strives to improve the health of youth by increasing daily physical activity, teaching good nutrition, and helping develop healthy relationships.



Result 3: Students successfully transition from middle school grades to high school

Result 6: Students are healthy

3.1 (GPRA) Attendance rate of students in 6th - 9th grade as defined by average daily attendance.

3.2 (GPRA) Chronic absenteeism rate (absent 10% or more of enrolled days) of students in 6th - 9th grade.

6.1 (GPRA) #/% of children who consume five or more servings of fruits and vegetables daily.

Target Population: Children/Youth K - 12



Building Blocks

"We believe every child deserves the opportunity to develop into a healthy, contributing citizen. We engage the community and provide a leading voice to improve the accessibility, affordability and quality of child care."



High Quality Early Childhood Education Enrollment Assistance

Building Blocks staff will coordinate access and enrollment of EPN families to various early learning providers and will work with EVSC Early Education Case Managers on the transition to EPN preschool or kindergarten classrooms.

Target Population: Children ages 4-6 and their caregivers

Early Learning Provider Training Program (ELPTP)

This program addresses gaps in high-quality early childhood providers by incorporating the Teaching Strategies evidence based early learning curriculum and assessment tools.

Target Population: Children ages 3-6 and their caregivers

Result 1: Children enter kindergarten ready to succeed in school

Result 9: Families and community members support learning in Promise Neighborhood schools

1.1 and 1.2 (GPRA) Children in kindergarten who demonstrate at the beginning of the program or school year age-appropriate functioning across multiple domains of early learning as determined using developmentally appropriate early learning measures.

9.1 (GPRA) #/% of parents or family members that read to or encourage their children to read three or more times a week or reported their child read to themselves three or more times a week (birth - 8th grade).



Community One

“To transform the city of Evansville and contribute to the flourishing of its people by empowering neighbors to love their neighbors.”



Quality of Life and Sustainable Development (Love Your Neighborhood)

Neighborhoods will be strengthened through strategic planning, resident leadership development, and lead-agency support; neighborhood action teams will gather and move forward resident-voiced quality of life goals; and resident leaders will listen, align, and act to create sustainable transformation in their neighborhood.

Target Population: Children and adults in Tepe Park, Glenwood (In partnership with CenterPoint Energy YMCA)

Result 7: Students feel safe at school and in their community

Result 8: Students live in stable communities

7.1 (GPRA) #/% of children who believe that school is a safe place for students and report being safe while traveling to and from school.

8.1 (GPRA) Student mobility rates from focus EPN schools.

8.2 (Project) % of residents reporting neighborhood connection.



Dream Center Evansville (DCE)

“Sharing God's love by walking with kids cradle to career, supporting their families, and engaging in neighborhood transformation.”

Student Success Mentors

SSMs work inside schools to build relationships with students, families, educators, and case managers. The work is tailored to the unique needs of the neighborhood, students, and families they serve, while working toward improvements in grades, attendance and behaviors.

Afterschool/Summer Programming

Programs offer transportation, nutrition, social-emotional learning education, academic enrichment, and opportunities for physical fitness.

Target Population: Delaware students, plus Jacobsville students who attend North Junior High or North High School

Quality of Life and Sustainable Development (Love Your Neighborhood)



Communities will be strengthened through strategic planning and resident leadership development; neighborhood action teams will gather and document resident opinions; and resident-led working groups will align work to the identified needs, empowering residents to be the change they hope to see.

Target Population: Children and adults in Jacobsville

Result 7: Students feel safe at school and in their community

7.1 (GPRA) #/% of students (grades 6 - 12) who believe the school is a safe place for students and report being safe while traveling to and from school.

Result 8: Students live in stable communities

8.1 (GPRA) Student mobility rates from focus EPN schools.

Result 2: Students are proficient in core academic subjects

Result 3: Students successfully transition from middle school grades to high school

Result 4: Youth graduate High School

Result 5: High School graduates obtain a postsecondary degree, certification, or credential

Result 8: Students live in stable communities

2.1 (GPRA) #/% of students at or above grade level according to State mathematics assessments.

2.2 (GPRA) #/% of students at or above grade level according to State English language arts assessments.

3.1 (GPRA) Attendance rate of students in 6th - 9th grade as defined by average daily attendance.

3.2 (GPRA) Chronic absenteeism rate (absent 10% or more of enrolled days) of students in 6th - 9th grade.

4.1 (GPRA) Four-year adjusted cohort graduation rate.

5.1 (GPRA) #/% of EPN students who enroll in a two-year or four-year college or university after graduation.

5.2 (GPRA) #/% of EPN students who graduate from a two-year or four-year college or university or vocational certification completion.

8.1 (GPRA) Student mobility rates from focus EPN schools.

Wrap Around Care Specialists (WACS)

Wrap Around Care Specialists are front-line team members providing parent and family support in the neighborhood setting to catch and address barriers to move families toward self-sufficiency, communicating and coordinating with a network of partners.

Target Population: Jacobsville residents with children in the Delaware to North pipeline

Result 2: Students are proficient in core academic subjects

Result 3: Students successfully transition from middle school grades to high school

Result 8: Students live in stable communities

Result 9: Families and community members support learning in Promise Neighborhood schools

2.1 (GPRA) #/% of students at or above grade level according to State mathematics assessments.

2.2 (GPRA) #/% of students at or above grade level according to State English language arts assessments.

3.1 (GPRA) Attendance rate of students in 6th - 9th grade as defined by average daily attendance.

3.2 (GPRA) Chronic absenteeism rate (absent 10% or more of enrolled days) of students in 6th - 9th grade.

8.1 (GPRA) Student mobility rates from focus EPN schools.



Echo Housing & Community Development

“Improving lives by reducing barriers to housing, social wellbeing and economic opportunity.”

Housing Policy Development

A Housing Policy Director will advocate for local, state, and federal policies and address root causes of substandard, unsafe and unaffordable housing.

Target Population: All EPN residents

Result 8: Students live in stable communities.

8.1 (GPRA) Student mobility rates from focus EPN schools.



Expanded Healthy Food Access

Provide health, nutrition education, healthy food access and distribution. Grocery access will be expanded in the EPN, which is considered a food desert, by collaborating with other service providers to increase residents' access and convenience to healthy foods.

Target Population: All EPN residents



Result 6: Students are healthy.

Result 8: Students live in stable communities.

6.1 (GPRA) #/% of children who consume five or more servings of fruits and vegetables daily.

8.1 (GPRA) Student mobility rates from focus EPN schools.



**Evansville
Promise
Neighborhood**
Proud Partner

Evansville Police Department

"We pledge to provide each citizen of Evansville the highest standard of performance."

Cops Connecting with Kids

Program provides an opportunity to be selected (based on factors like grades, behavior, character) to go to Walt Disney, accompanied by EPD police officers, providing a week of positive adult mentoring and relationship building with members of law enforcement.



Target Population: Youth in grades K-8 at Evans, Lincoln, Lodge, Glenwood

Summer Youth Camp Experiences

Free three-day camps at the Fraternal Order of Police (FOP) camp facility will be provided during the summer to provide a fun, structured environment, allowing kids to have positive interactions with police officers.



Target Population: Rising 5th-6th graders at Delaware, Evans, Glenwood, Lincoln, and Lodge

EPD Crime Prevention Officers (CPOs)

CPOs attend monthly neighborhood association meetings to build relationships with residents and stakeholders and provide security instruction as well as information about EPD and police work in general.

Target Population: All EPN Residents

School Resource Officers (SROs)

Address and investigate crimes committed by juveniles that occur in schools, focusing on rehabilitation over punitive measures. SROs also present programming on various topics.

Target Population: Youth in grades K-12 at all focus schools

Result 3: Students successfully transition from middle school grades to high school

Result 7: Students feel safe at school and in their community

Result 8: Students live in stable communities

3.1 (GPRA) Attendance rate of students in 6th - 9th grade as defined by average daily attendance.

3.2 (GPRA) Chronic absenteeism rate (absent 10% or more of enrolled days) of students in 6th - 9th grade.

7.1 (GPRA) #/% of students (grades 6 - 12) who believe the school is a safe place for students and report being safe while traveling to and from school.

8.1 (GPRA) Student mobility rates from focus EPN schools.

Evansville Vanderburgh Public Library (EVPL)

“Mission: We cultivate curiosity by creating wonder”



1000 Books Before Kindergarten

Provide free early literacy resources to EPN families with children ages 0-5. Kits will include tips for caregivers and age-appropriate book lists.



Storytime To Go

Storytime kits, with resources including songs, rhymes, and manipulatives will be provided to EPN families with children ages 0-5. Kit information will also include video links and guidance demonstrating research-based practices to help caregivers support early literacy skills.



New Baby Literacy Kits

New Baby Literacy Kits combine 1,000 Books Before Kindergarten with Storytime To Go, and will be distributed through local partnerships to EPN families with newborns.



Target Population: Children birth–K and their caregivers

Result 1: Children enter kindergarten ready to succeed in school

Result 9: Families and community members support learning in Promise Neighborhood schools

1.1 and 1.2 (GPRA) Children in kindergarten who demonstrate at the beginning of the program or school year age-appropriate functioning across multiple domains of early learning as determined using developmentally appropriate early learning measures.

9.1 (GPRA) #/% of parents or family members that read to or encourage their children to read three or more times a week or reported their child read to themselves three or more times a week (birth - 8th grade).

300 Books by 3rd Grade

Literacy program to support early readers, helping children grow from “learning to read” to “reading to learn.” Caregivers are given a resources guide with literacy tips and recommended reading lists.

Target Population: Children in grades K-2 and their caregivers



Book n’ Cook

Program includes health and nutrition education, and healthy food access and distribution. Combines literacy with nutrition education and cooking skills. Participants are taught to prepare a recipe each month to share with family. Food/cooking-related children’s books are provided, along with ingredients, for each month’s recipe.

Target Population: Youth in grades 3-5 and their caregivers

Result 2: Students are proficient in core academic subjects

Result 9: Families and community members support learning in Promise Neighborhood schools

2.1 (GPRA) #/% of students at or above grade level according to State mathematics assessments.

9.1 (GPRA) #/% of parents or family members that read to or encourage their children to read three or more times a week or reported their child read to themselves three or more times a week (birth - 8th grade).

Result 6: Students are healthy

Result 9: Families and community members support learning in Promise Neighborhood schools

6.1 (GPRA) #/% of children who consume five or more servings of fruits and vegetables daily.

9.1 (GPRA) #/% of parents or family members that read to or encourage their children to read three or more times a week or reported their child read to themselves three or more times a week (birth - 8th grade).

Evansville Vanderburgh School Corporation

“Preparing every student to excel in our global society through world-class learning experiences”

Result 4: Youth graduate High School

Result 5: High School graduates obtain a postsecondary degree, certification, or credential

4.1 (GPRA) Four-year adjusted cohort graduation rate.

5.1 (GPRA) #/% of EPN students who enroll in a two-year or four-year college or university after graduation.

5.2 (GPRA) #/% of EPN students who graduate from a two-year or four-year college or university or vocational certification completion.

Advancement Via Individual Determination (AVID)

AVID is an elective in-school academic college prep support program to help prepare students for college eligibility and success.

Opportunities through Partnerships that Transform and Inspire (OptIn)

An existing program between the EVSC and area employers to prepare students for pathways to high-wage, high-demand careers.

Target Population: Youth in grades 9-12 at Bosse

High Quality Early Childhood Education Enrollment Assistance and Early Education Case Managers

Early Education Case Managers coordinate access and enrollment of families into EPN preschool or kindergarten classrooms.

They work with families to overcome barriers impacting student success primarily in preschool and kindergarten. They link families to resources and work directly with students to support social-emotional learning and adjustment.



Target Population: PK/K students at Delaware, Evans, Glenwood, Lincoln, and Lodge, and their caregivers

Result 1: Children enter kindergarten ready to succeed in school

Result 9: Families and community members support learning in Promise Neighborhood schools

9.1 (GPRA) #/% of parents or family members that read to or encourage their children to read three or more times a week or reported their child read to themselves three or more times a week (birth - 8th grade).

Result 2: Students are proficient in core academic subjects

Result 3: Students successfully transition from middle school grades to high school

Result 4: Youth graduate High School

Result 5: High School graduates obtain a postsecondary degree, certification, or credential

Result 8: Students live in stable communities

2.1 (GPRA) #/% of students at or above grade level according to State mathematics assessments.

2.2 (GPRA) #/% of students at or above grade level according to State English language arts assessments.

3.1 (GPRA) Attendance rate of students in 6th - 9th grade as defined by average daily attendance.

3.2 (GPRA) Chronic absenteeism rate (absent 10% or more of enrolled days) of students in 6th - 9th grade.

4.1 (GPRA) Four-year adjusted cohort graduation rate.

5.1 (GPRA) #/% of EPN students who enroll in a two-year or four-year college or university after graduation.

5.2 (GPRA) #/% of EPN students who graduate from a two-year or four-year college or university or vocational certification completion.

8.1 (GPRA) Student mobility rates from focus EPN schools.

School-Day Academic Tutoring

Provide high-quality in-school academic support programs. Tiered remediation and intervention structures will be offered to students struggling with coursework.

Target Population: Youth in grades K-12 at focus schools



Training and Professional Development in the Science of Reading

Educators will be provided with Language Essentials for Teachers of Reading and Spelling to increase literacy and language expertise. Reading Specialists will provide assistance to teachers with classroom activities and one-on-one student interventions.

Target Population: Children in grades K-2 at Delaware, Evans, Glenwood, Lincoln, and Lodge

Evansville Vanderburgh School Corporation

“Preparing every student to excel in our global society through world-class learning experiences”

Behavior Support Specialists



Specialists use the GAIN™ framework to provide a broad range of systemic and individualized strategies for achieving important social learning outcomes while preventing problem behavior.

Truancy Roundtable and Pre-Court with the Judge

A team from the Judge's office meets monthly with EVSC staff (and other community members) to discuss wraparound support for truant students.



Check and Connect

This program, implemented by Attendance Case Managers, is evidence-based and works to increase student agency with attendance, school persistence, credit accrual, and decrease truancy, tardies, and behavioral referrals

High Quality Out of School Time Tutoring, Educational Enrichment and Youth Development Programs



Programs provide students, parents, and community residents with quality enrichment, recreation, drug/alcohol prevention, and educational opportunities in safe environments.

Target Population: Youth in grades K-12 at focus schools

Transitional Case Managers

Provide chronic absenteeism/drop-out prevention and intervention programs. Case managers work with families who are currently in the educational pipeline and navigating a significant transition to overcome barriers impacting student success.

Target Population: Youth in grades K-12 at focus schools

Result 2: Students are proficient in core academic subjects

Result 3: Students successfully transition from middle school grades to high school

Result 4: Youth graduate High School

Result 5: High School graduates obtain a postsecondary degree, certification, or credential

Result 6: Students are healthy

Result 8: Students live in stable communities

2.1 (GPRA) #/% of students at or above grade level according to State mathematics assessments.

2.2 (GPRA) #/% of students at or above grade level according to State English language arts assessments.

3.1 (GPRA) Attendance rate of students in 6th - 9th grade as defined by average daily attendance.

3.2 (GPRA) Chronic absenteeism rate (absent 10% or more of enrolled days) of students in 6th - 9th grade.

4.1 (GPRA) Four-year adjusted cohort graduation rate.

5.1 (GPRA) #/% of EPN students who enroll in a two-year or four-year college or university after graduation.

5.2 (GPRA) #/% of EPN students who graduate from a two-year or four-year college or university or vocational certification completion.

8.1 (GPRA) Student mobility rates from focus EPN schools.



**Evansville
Promise
Neighborhood**
Proud Partner

Goodwill Educates, Inc.

“Evansville Goodwill is on a mission to help people, families, and communities thrive through the power of relationships, education, and work.”

GoodSkills Academy

Offers FREE computer classes to anyone in the community on topics ranging from computer basics to Microsoft Office. Classes are offered at Evansville Goodwill’s headquarters off Green River Road and at various EPN sites.

Target Population: Adult EPN residents and caregivers of students at focus schools



Goodwill Excel Center

It is a FREE adult high school offering a second chance at earning a high school diploma. The Excel Center helps students overcome barriers and unlock new opportunities through wraparound services and support beyond graduation.

Target Population: Adult EPN residents and caregivers of students at focus schools

Result 9: Families and community members support learning in Promise Neighborhood schools

9.2 (GPRA) #/% of parents/family members who report talking about the importance of college and career (9th - 12th grade).

HOPE of Evansville

“HOPE Provides, Promotes, and Sustains Affordable Housing and Credit Counseling Opportunities for Low-to-Moderate Income Families.”



Fair Shot Program


A comprehensive financial coaching program that helps families create a budget and set goals. Classes are taught by housing counselors and industry experts, and are offered every other month over two days.

Target Population: Adult EPN residents and caregivers of students at focus schools

Down Payment Assistance Program

Provided for qualifying families to receive up to \$15,000 toward the down payment on a home along with financial literacy education and housing counseling support.

Target Population: Adult EPN residents and caregivers of students at focus schools



Result 8: Students live in stable communities.

8.1 (GPRA) Student mobility rates from focus EPN schools.

Ivy Tech Community College

"We are a diverse open-access college that fuels Indiana's economy through excellence in teaching and proactive engagement with industry and community partners, embedded in a culture of innovation that empowers all students to learn and succeed."



Inside Track Coaching Model

Specialists provide guidance along a completion pathway leading to postsecondary opportunities and/or employment. They also work with students on assessments and soft skills with students, supply support for students in dual enrollment leading to credential completion, and help students and families complete scholarship and college applications.

Target Population: Youth in grades 6-12 at focus schools and their caregivers

Result 4: Students feel safe at school and in their community

Result 5: Students live in stable communities

4.1 (GPRA) Four-year adjusted cohort graduation rate.

5.1 (GPRA) #/% of EPN students who enroll in a two-year or four-year college or university after graduation.

5.2 (GPRA) #/% of EPN students who graduate from a two-year or four-year college or university or vocational certification completion.



Junior Achievement of Southwestern Indiana

"Junior Achievement's mission is to inspire and prepare young people to succeed in a global economy. We envision a world in which young people have the skillset and mindset to build thriving communities."

Junior Achievement In-School Programs, Capstone Experiences, and Authentic Experiences/Student Experiences

In addition to lessons in financial literacy, work and career readiness, and entrepreneurship (delivered by community, civic, business and industry volunteers), supports competencies identified by the Partnership for 21st Century Skills as necessary for academic and professional success, such as collaboration, communication, critical thinking and creativity.



Target Population: Youth in grades K-12 at focus schools.

Result 4: Youth graduate high school

Result 5: High School graduates obtain a postsecondary degree, certification, or credential

4.1 (GPRA) Four-year adjusted cohort graduation rate.

5.1 (GPRA) #/% of EPN students who enroll in a two-year or four-year college or university after graduation.

5.2 (GPRA) #/% of EPN students who graduate from a two-year or four-year college or university or vocational certification completion.



Memorial Community Development Corporation

"At the core of our mission is the desire to strengthen the most underserved populations and communities. We listen to what the community wants and needs. Through engagement, education and innovation, we develop unique services and programs that empower people."



Early Achievers

Provide high-quality programs outside of school time. Program provides small group tutoring and mentoring for children in K-3rd grade.

Target Population: Children in grades K-3 at Lincoln and their caregivers

Result 2: Students are proficient in core academic subjects

Result 9: Families and community members support learning in Promise Neighborhood schools

2.1 (GPRA) #/% of students at or above grade level according to State mathematics assessments.

2.2 (GPRA) #/% of students at or above grade level according to State English language arts assessments.

Out of School Programs

Programs delivered after school and during all school breaks that expose youth to mentoring, tutoring, life skills, health/fitness, STEAM, and financial education, professional and character development, and employment in a supportive and safe environment.



Target Population: Youth in grades K-12 at Bosse, Delaware, Evans, Lincoln, and Lodge

Result 2: Students are proficient in core academic subjects

Result 3: Students successfully transition from middle school grades to high school

Result 4: Youth graduate High School

Result 5: High School graduates obtain a postsecondary degree, certification, or credential

Result 8: Students live in stable communities

2.1 (GPRA) #/% of students at or above grade level according to State mathematics assessments.

2.2 (GPRA) #/% of students at or above grade level according to State English language arts assessments.

3.1 (GPRA) Attendance rate of students in 6th - 9th grade as defined by average daily attendance.

3.2 (GPRA) Chronic absenteeism rate (absent 10% or more of enrolled days) of students in 6th - 9th grade.

4.1 (GPRA) Four-year adjusted cohort graduation rate.

5.1 (GPRA) #/% of EPN students who enroll in a two-year or four-year college or university after graduation.

5.2 (GPRA) #/% of EPN students who graduate from a two-year or four-year college or university or vocational certification completion.

8.1 (GPRA) Student mobility rates from focus EPN schools.

Wrap Around Care Specialists (WACS)



Wrap Around Care Specialists are front-line team members providing parent and family support in the neighborhood setting to catch and address barriers to move families toward self-sufficiency, communicating and coordinating with a network of partners.

Target Population: Students in grades K-12 and their families, plus other EPN residents

Result 2: Students are proficient in core academic subjects

Result 3: Students successfully transition from middle school grades to high school

Result 8: Students live in stable communities

Result 9: Families and community members support learning in Promise Neighborhood schools

2.1 (GPRA) #/% of students at or above grade level according to State mathematics assessments.

2.2 (GPRA) #/% of students at or above grade level according to State English language arts assessments.

3.1 (GPRA) Attendance rate of students in 6th - 9th grade as defined by average daily attendance.

3.2 (GPRA) Chronic absenteeism rate (absent 10% or more of enrolled days) of students in 6th - 9th grade.

8.1 (GPRA) Student mobility rates from focus EPN schools.



Potter's Wheel (PW)

"Through Christ, Potter's Wheel exists to love, equip, and empower neighborhood families to thrive. It is our vision at Potter's Wheel to revive the neighborhood, one family at a time."

Result 2: Students are proficient in core academic subjects

Result 3: Students successfully transition from middle school grades to high school

Result 4: Youth graduate High School

Result 5: High School graduates obtain a postsecondary degree, certification, or credential

Result 8: Students live in stable communities

2.1 (GPRA) #/% of students at or above grade level according to State mathematics assessments.

2.2 (GPRA) #/% of students at or above grade level according to State English language arts assessments.

3.1 (GPRA) Attendance rate of students in 6th - 9th grade as defined by average daily attendance.

3.2 (GPRA) Chronic absenteeism rate (absent 10% or more of enrolled days) of students in 6th - 9th grade.

4.1 (GPRA) Four-year adjusted cohort graduation rate.

5.1 (GPRA) #/% of EPN students who enroll in a two-year or four-year college or university after graduation.

5.2 (GPRA) #/% of EPN students who graduate from a two-year or four-year college or university or vocational certification completion.

8.1 (GPRA) Student mobility rates from focus EPN schools.

Scholars Academy

An after-school program that provides students with individualized ELA and math tutoring as well as social/emotional learning, STEM and physical activity.



Target Population: Youth in grades K-8 at Glenwood

Wrap Around Care Specialists (WACS)



Wrap Around Care Specialists are front-line team members providing parent and family support in the neighborhood setting to catch and address barriers to move families toward self-sufficiency, communicating and coordinating with a network of partners.

Target Population: Students in grades K-8 at Glenwood and their families

Result 2: Students are proficient in core academic subjects

Result 3: Students successfully transition from middle school grades to high school

Result 4: Youth graduate High School

Result 5: High School graduates obtain a postsecondary degree, certification, or credential

Result 8: Students live in stable communities

2.1 (GPRA) #/% of students at or above grade level according to State mathematics assessments.

2.2 (GPRA) #/% of students at or above grade level according to State English language arts assessments.

3.1 (GPRA) Attendance rate of students in 6th - 9th grade as defined by average daily attendance.

3.2 (GPRA) Chronic absenteeism rate (absent 10% or more of enrolled days) of students in 6th - 9th grade.

4.1 (GPRA) Four-year adjusted cohort graduation rate.

5.1 (GPRA) #/% of EPN students who enroll in a two-year or four-year college or university after graduation.

5.2 (GPRA) #/% of EPN students who graduate from a two-year or four-year college or university or vocational certification completion.

8.1 (GPRA) Student mobility rates from focus EPN schools.

Result 2: Students are proficient in core academic subjects

Result 3: Students successfully transition from middle school grades to high school

Result 8: Students live in stable communities

Result 9: Families and community members support learning in Promise Neighborhood schools

2.1 (GPRA) #/% of students at or above grade level according to State mathematics assessments.

2.2 (GPRA) #/% of students at or above grade level according to State English language arts assessments.

3.1 (GPRA) Attendance rate of students in 6th - 9th grade as defined by average daily attendance.

3.2 (GPRA) Chronic absenteeism rate (absent 10% or more of enrolled days) of students in 6th - 9th grade.

8.1 (GPRA) Student mobility rates from focus EPN schools.

Student Success Mentors

SSMs work inside schools to build relationships with students, families, educators, and case managers. The work is tailored to the unique needs of the neighborhood, students, and families they serve, while working toward improvements in grades, attendance and behaviors.

Target Population: All Glenwood students



**Evansville
Promise
Neighborhood**
Proud Partner

Ronald McDonald House Charities of the Ohio Valley

"We provide essential services that remove barriers, strengthen families, and promote healing when children need healthcare. "



Ronald McDonald Care Mobile and Archways to Healthy Families Classes

The Care Mobile will provide care where families live, work and play, as well as provide community education events. The program will build trust within the community and create equitable opportunities for young families to access medical care.

Target Population: Children birth-1 year old, pregnant women, women of childbearing age, and new parents

Result 1: Children enter kindergarten ready to succeed in school

Result 6: Students are healthy

1.1 and 1.2 (GPRA) Children in kindergarten who demonstrate at the beginning of the program or school year age-appropriate functioning across multiple domains of early learning as determined using developmentally appropriate early learning measures.

Southwest Indiana Workforce Board

"Southwest Indiana Workforce Board develops and promotes strategies that provide a skilled workforce for employers in Southwest Indiana. We support and train job seekers to pursue careers with competitive wages that lead to self-sufficiency."

Result 4: Youth graduate High School

Result 5: High School graduates obtain a postsecondary degree, certification, or credential

4.1 (GPRA) Four-year adjusted cohort graduation rate.

5.1 (GPRA) #/% of EPN students who enroll in a two-year or four-year college or university after graduation.

5.2 (GPRA) #/% of EPN students who graduate from a two-year or four-year college or university or vocational certification completion.

Target Population: Youth in grades 11-12 at Bosse

Jobs for America's Graduates (JAG) Program

Participants learn in-demand employability skills and receive bridge support to postsecondary education and career advancement opportunities.



Youth Career Exploration and Employability

Programming is focused on exploring careers and employability skills through after school and summer activities.

Target Population: Youth in grades 6-10 at Glenwood, Lincoln, Lodge, and Bosse

Result 3: Students successfully transition from middle school grades to high school

Result 4: Youth graduate High School

Result 5: High School graduates obtain a postsecondary degree, certification, or credential

3.1 (GPRA) Attendance rate of students in 6th - 9th grade as defined by average daily attendance.

3.2 (GPRA) Chronic absenteeism rate (absent 10% or more of enrolled days) of students in 6th - 9th grade.

4.1 (GPRA) Four-year adjusted cohort graduation rate.

5.1 (GPRA) #/% of EPN students who enroll in a two-year or four-year college or university after graduation.

5.2 (GPRA) #/% of EPN students who graduate from a two-year or four-year college or university or vocational certification completion.

Result 5: High School graduates obtain a postsecondary degree, certification, or credential

Result 8: Students live in stable communities

Result 9: Families and community members support learning in Promise Neighborhood schools

5.1 (GPRA) #/% of EPN students who enroll in a two-year or four-year college or university after graduation.

5.2 (GPRA) #/% of EPN students who graduate from a two-year or four-year college or university or vocational certification completion.

8.1 (GPRA) Student mobility rates from focus EPN schools.

9.2 (GPRA) #/% of parents/family members who report talking about the importance of college and career (9th - 12th grade)

Target Population: EPN residents age 16 and older

Neighborhood-based Employment and Job Skills Assistance

Through individualized assistance and workshops, employment services will include High School Equivalency (HSE) testing, resume development, career planning, interview coaching, job search assistance and skills evaluation, computer classes, resource connections and follow-up support for accountability, assistance with employment barriers, and attaining new employment or expanding existing employment (i.e., skills advancement for promotion, etc.).



United Way of Southwestern Indiana

"Unite resources to understand and address priority community issues."

K-Camp

A four-week program for incoming kindergartners who never attended preschool or need more time in a preschool setting. The program helps children adjust to a formal classroom, practice following directions and rules, and strengthen literacy skills.

Target Population: K-Camp is open to all incoming EVSC kindergarteners, and priority is given to EPN and surrounding schools.

Dolly Parton's Imagination Library

The program mails a specially-selected, age-appropriate book directly to the homes of enrolled children, aged 0-5, at no charge to parents or guardians.

Target Population: Children age 0-5 and their caregivers



Result 1: Children enter kindergarten ready to succeed in school

Result 9: Families and community members support learning in Promise Neighborhood schools

1.1 and 1.2 (GPRA) Children in kindergarten who demonstrate at the beginning of the program or school year age-appropriate functioning across multiple domains of early learning as determined using developmentally appropriate early learning measures.

9.1 (GPRA) #/% of parents or family members that read to or encourage their children to read three or more times a week or reported their child read to themselves three or more times a week (birth - 8th grade).

University of Evansville

"To empower each student to think critically, act bravely, serve responsibly, and live meaningfully in a changing world."

In addition to housing the EPN team and managing the project overall, UE is a proud partner in a wide range of changemaking activities.

Journey to Justice

A bus tour that travels through cities of the South to learn the history of the Civil Rights Movement – an impactful experience of personal reflection and application within their own community.



Target Population: Rising 9th-12th graders at Bosse

Result 3: Students successfully transition from middle school grades to high school

Result 4: Youth graduate High School

Result 5: High School graduates obtain a postsecondary degree, certification, or credential

4.1 (GPRA) Four-year adjusted cohort graduation rate.

5.1 (GPRA) #/% of EPN students who enroll in a two-year or four-year college or university after graduation.

5.2 (GPRA) #/% of EPN students who graduate from a two-year or four-year college or university or vocational certification completion.

Target Population: Youth in grades 4-8, teachers, administration in focus schools

Result 3: Students successfully transition from middle school grades to high school

Result 7: Students feel safe at school and in their community

7.1 (GPRA) #/% of children who believe that school is a safe place for students and report being safe while traveling to and from school.

Diversity, Equity, and Inclusion (DEI) ChangeLab trainers

Trainers will implement a program to engage middle-school-aged students with fun activities that teach crucial skills such as empathy and critical thinking, all while helping students comprehend the importance of inclusion in schools.



UE Explorers

An afterschool program that brings students in 6-12th grade to UE's campuses once to twice a month. Each session, a faculty member leads students in the exploration of a new academic area, followed by dinner in the Eatery with UE student hosts.



Target Population: Youth in grades 6-12

Result 4: Youth graduate High School

Result 5: High School graduates obtain a postsecondary degree, certification, or credential

4.1 (GPRA) Four-year adjusted cohort graduation rate.

5.1 (GPRA) #/% of EPN students who enroll in a two-year or four-year college or university after graduation.

5.2 (GPRA) #/% of EPN students who graduate from a two-year or four-year college or university or vocational certification completion.

University of Evansville

"To empower each student to think critically, act bravely, serve responsibly, and live meaningfully in a changing world."

In addition to housing the EPN team and managing the project overall, UE is a proud partner in a wide range of changemaking activities.

Target Population: Youth in grades K-12 in focus schools

Result 3: Students successfully transition from middle school grades to high school

Result 5: High School graduates obtain a postsecondary degree, certification, or credential

5.1 (GPRA) #/% of EPN students who enroll in a two-year or four-year college or university after graduation.

5.2 (GPRA) #/% of EPN students who graduate from a two-year or four-year college or university or vocational certification completion.

ChangeLab

ChangeLab projects address the unique needs of the EPN through a co-design process with EPN children, families, and educators. EPN students learn Design Thinking skills and collaborate with community members to put these ideas into action, guided by UE's Center for Innovation & Change in partnership with UE students and faculty. Examples include school vegetable gardens, sidewalk art, dance wellness programs, fitness trails, debate program, and others. These projects empower students to improve their world.



UE Summer Camps

One-week to 3-week summer camps are offered in art, dance, music, STEM, and college preparation (Springboard).



The camps are designed to create a spark in our youth to consider and obtain a college education by exploring various disciplines and engaging in activities to help them intentionally design the future they want for themselves, their families, and their communities.



Target Population: Rising 3rd-12th graders at focus schools or living in EPN

Result 3: Students successfully transition from middle school grades to high school

Result 4: Youth graduate High School

Result 5: High School graduates obtain a postsecondary degree, certification, or credential

Result 6: Students are healthy

4.1 (GPRA) Four-year adjusted cohort graduation rate.

5.1 (GPRA) #/% of EPN students who enroll in a two-year or four-year college or university after graduation.

5.2 (GPRA) #/% of EPN students who graduate from a two-year or four-year college or university or vocational certification completion.



Urban Seeds

"Urban Seeds supports the health of our community by advocating for a quality, robust, and equitable local food system, to increase access to nourishing food for all."

Nourish Program

Nourish is an online platform offering low-price grocery bundles with the goal of increasing access to nutrient-dense foods, providing kitchen tools and connecting members to cooking and nutrition resources.

Target Population: All EPN residents

Result 6: Students are healthy

6.1 (GPRA) #/% of children who consume five or more servings of fruits and vegetables daily.

6.2 (Project) % of neighborhood residents who are not able to purchase fresh fruits and vegetables within the last 30 days.

Result 6: Students are healthy

Result 9: Families and community members support learning in Promise Neighborhood schools

6.1 (GPRA) #/% of children who consume five or more servings of fruits and vegetables daily.

6.2 (Project) % of neighborhood residents who are not able to purchase fresh fruits and vegetables within the last 30 days.

9.1 (GPRA) #/% of parents or family members that read to or encourage their children to read three or more times a week or reported their child read to themselves three or more times a week (birth - 8th grade).

Book n' Cook

The program combines literacy with nutrition education and cooking skills for youth in grades 3-5. Participants are taught how to prepare a recipe each month to share with family. Four food/cooking-related children's books are provided along with ingredients for each month's recipe.

Target Population: Youth in grades 3-5 and their caregivers



Vanderburgh County Health Department

“Improve maternal/child outcomes, foster the parent-child interaction, establish a healthy environment for early childhood development, and chart paths to family self-sufficiency ”



Pre to 3 Home Visiting Program

Pre to 3 is a home visiting program for expectant and new parents with children from birth to age three to support early learning, health, and improve maternal/child outcomes. Pre to 3 applies a strength-based approach to growing nurturing parent-child relationships while supporting healthy childhood development through the Growing Great Kids (GDK) curriculum.

Target Population: Children age 0-3, caregivers, and families

Result 1: Children enter kindergarten ready to succeed in school

Result 9: Families and community members support learning in Promise Neighborhood schools

1.1 and 1.2 (GPRA) Children in kindergarten who demonstrate at the beginning of the program or school year age-appropriate functioning across multiple domains of early learning as determined using developmentally appropriate early learning measures.

9.1 (GPRA) #/% of parents or family members that read to or encourage their children to read three or more times a week or reported their child read to themselves three or more times a week (birth - 8th grade).



The YMCA of Southwestern Indiana, Inc.

"The YMCA of Southwestern Indiana, Inc., following the example of Jesus Christ, responds to community needs by serving all people, especially youth, through relationships and activities that promote a healthy spirit, mind, and body."



College/Career Readiness

Program integrates a career interest survey, follows up interests using the curriculum PATHWAYS by Mindworks, and introduces careers to youth, taking business tours to meet professionals as well as one college tour.

Target Population: Youth in grades 5-12 at Bosse, Glenwood, Lincoln, and Lodge

Result 2: Students are proficient in core academic subjects

Result 3: Students successfully transition from middle school grades to high school

Result 8: Students live in stable communities

Result 9: Families and community members support learning in Promise Neighborhood schools

2.1 (GPRA) #/% of students at or above grade level according to State mathematics assessments.

2.2 (GPRA) #/% of students at or above grade level according to State English language arts assessments.

3.1 (GPRA) Attendance rate of students in 6th - 9th grade as defined by average daily attendance.

3.2 (GPRA) Chronic absenteeism rate (absent 10% or more of enrolled days) of students in 6th - 9th grade.

8.1 (GPRA) Student mobility rates from focus EPN schools.

Result 4: Youth graduate High School

Result 5: High School graduates obtain a postsecondary degree, certification, or credential

4.1 (GPRA) Four-year adjusted cohort graduation rate.

5.1 (GPRA) #/% of EPN students who enroll in a two-year or four-year college or university after graduation.

5.2 (GPRA) #/% of EPN students who graduate from a two-year or four-year college or university or vocational certification completion.

Wrap Around Care Specialists (WACS)



Wrap Around Care Specialists are front-line team members providing parent and family support in the neighborhood

setting to catch and address barriers to move families toward self-sufficiency, communicating and coordinating with a network of partners.

Target Population: Students in grades K-8 in the Glenwood neighborhood (whether they attend an EPN focus school or not), and their families



The YMCA of Southwestern Indiana, Inc.

"The YMCA of Southwestern Indiana, Inc., following the example of Jesus Christ, responds to community needs by serving all people, especially youth, through relationships and activities that promote a healthy spirit, mind, and body."

Student Success Mentors



SSMs work inside schools to build relationships with students, families, educators, and case managers. The work is tailored to the unique needs of the neighborhood, students, and families they serve, while working toward improvements in grades, attendance and behaviors.



Target Population: All students at Evans

Result 2: Students are proficient in core academic subjects

Result 3: Students successfully transition from middle school grades to high school

Result 4: Youth graduate High School

Result 5: High School graduates obtain a postsecondary degree, certification, or credential

Result 8: Students live in stable communities

2.1 (GPRA) #/% of students at or above grade level according to State mathematics assessments.

2.2 (GPRA) #/% of students at or above grade level according to State English language arts assessments.

3.1 (GPRA) Attendance rate of students in 6th - 9th grade as defined by average daily attendance.

3.2 (GPRA) Chronic absenteeism rate (absent 10% or more of enrolled days) of students in 6th - 9th grade.

4.1 (GPRA) Four-year adjusted cohort graduation rate.

5.1 (GPRA) #/% of EPN students who enroll in a two-year or four-year college or university after graduation.

5.2 (GPRA) #/% of EPN students who graduate from a two-year or four-year college or university or vocational certification completion.

8.1 (GPRA) Student mobility rates from focus EPN schools.

Target Population: Children in grades 1-3 at Lodge and Lincoln and their caregivers

Result 2: Students are proficient in core academic subjects

Result 9: Families and community members support learning in Promise Neighborhood schools

2.1 (GPRA) #/% of students at or above grade level according to State mathematics assessments.

2.2 (GPRA) #/% of students at or above grade level according to State English language arts assessments.

Level Up!

Summer program for students in 1st-3rd grade supporting early literacy



with academic and enrichment activities. Part of Bridging Literacy program.



Youth First

“Youth First’s mission is to strengthen youth and families by providing evidence-based programs that promote mental health, prevent substance misuse, and maximize student success.”



Teen/Tween Series

The classes (9th and 7th grade) cover topics including healthy relationships, suicide prevention, substance misuse, distress, internet safety, and other prevention information.

Target Population: Youth in 7th and 9th grades at Glenwood, Lodge, and Bosse

Reconnecting Youth

A peer group approach to building life skills. Reconnecting Youth is designed to reengage high school students into their school environment by increasing school performance, decreasing drug involvement, and improving mood management.

Target Population: Youth in grades 9th -12th

Coping and Support Training (CAST)

An abbreviated version of Reconnecting Youth for middle school students with the goal of improving moods, decreasing drug use, and improving school smarts.

Target Population: Youth in grades 6-8 at Glenwood and Lodge

Result 2: Students are proficient in core academic subjects

Result 3: Students successfully transition from middle school grades to high school

Result 4: Youth graduate High School

Result 5: High School graduates obtain a postsecondary degree, certification, or credential

Result 6: Students are healthy

Result 8: Students live in stable communities

2.1 (GPRA) #/% of students at or above grade level according to State mathematics assessments.

2.2 (GPRA) #/% of students at or above grade level according to State English language arts assessments.

3.1 (GPRA) Attendance rate of students in 6th - 9th grade as defined by average daily attendance.

3.2 (GPRA) Chronic absenteeism rate (absent 10% or more of enrolled days) of students in 6th - 9th grade.

4.1 (GPRA) Four-year adjusted cohort graduation rate.

5.1 (GPRA) #/% of EPN students who enroll in a two-year or four-year college or university after graduation.

5.2 (GPRA) #/% of EPN students who graduate from a two-year or four-year college or university or vocational certification completion.

8.1 (GPRA) Student mobility rates from focus EPN schools.



Youth First

“Youth First’s mission is to strengthen youth and families by providing evidence-based programs that promote mental health, prevent substance misuse, and maximize student success.”

Youth First Student Assistance Program

Youth First Social Workers and Parent Engagement Coordinators are embedded in schools to provide a three-tier model of prevention services, including skill-building strategies, suicide prevention, parent/caregiver engagement, and connections to community resources.

Target Population: Youth in grades K-12 at Bosse, Evans, Glenwood, Delaware, and Lodge, and their caregivers



Result 3: Students successfully transition from middle school grades to high school

Result 6: Students are healthy

Result 8: Students live in stable communities

3.1 (GPRA) Attendance rate of students in 6th - 9th grade as defined by average daily attendance.

3.2 (GPRA) Chronic absenteeism rate (absent 10% or more of enrolled days) of students in 6th - 9th grade.

8.1 (GPRA) Student mobility rates from focus EPN schools.

Result 2: Students are proficient in core academic subjects

Result 3: Students successfully transition from middle school grades to high school

Result 4: Youth graduate High School

Result 5: High School graduates obtain a postsecondary degree, certification, or credential

Result 6: Students are healthy

Result 8: Students live in stable communities

Result 9: Families and community members support learning in Promise Neighborhood schools

2.1 (GPRA) #/% of students at or above grade level according to State mathematics assessments.

2.2 (GPRA) #/% of students at or above grade level according to State English language arts assessments.

3.1 (GPRA) Attendance rate of students in 6th - 9th grade as defined by average daily attendance.

3.2 (GPRA) Chronic absenteeism rate (absent 10% or more of enrolled days) of students in 6th - 9th grade.

4.1 (GPRA) Four-year adjusted cohort graduation rate.

5.1 (GPRA) #/% of EPN students who enroll in a two-year or four-year college or university after graduation.

5.2 (GPRA) #/% of EPN students who graduate from a two-year or four-year college or university or vocational certification completion.

8.1 (GPRA) Student mobility rates from focus EPN schools.

Family First Program

This high-quality program offered after school uses the Strengthening Families curriculum to enhance parenting skills, youth life skills, and overall family bonding. Meals are provided at each session, and it is suitable for all families with children ages 7-17.

Target Population: Youth ages 7-17 and their families attending any school



Evansville Housing Authority (YouthBuild)

"Helping youth and young adults get past their early missteps in life and move forward with training and certification in Education, Safety, Construction and Leadership."

YouthBuild Evansville

A program of the Evansville Housing Authority that provides education, job development and mental health support.

Target Population: Young adults age 16-24






Result 5: High School graduates obtain a postsecondary degree, certification, or credential

5.1 (GPRA) #/% of EPN students who enroll in a two-year or four-year college or university after graduation.


5.2 (GPRA) #/% of EPN students who graduate from a two-year or four-year college or university or vocational certification completion.

EPN PARTNER DIRECTORY



Boys and Girls Club of Evansville

 (812) 425-2311
 info@bgclubevv.org
 700 Bellemeade Ave,
Evansville, IN 47713




Community One

 (812) 213-4202
 info@community1.org
 facebook.com/CommunityOne
 402 S Green River Rd,
Evansville, IN 47715

ECHO Housing & Community Development

 (812) 423-8422
 info@echohousing.org
 528 Main Street, Suite 202
Evansville IN 47708




Evansville Vanderburgh Public Library

 (812) 428-8200
 programming@evpl.org
 facebook.com/EVPLibrary

Building Blocks

 Office: 812-423-4008
 Español: 866-865-7056
 info@buildingblocks.net
 214 Sycamore St Unit 109,
Evansville, IN 47708

Dream Center Evansville

 (812) 401-5558
 admin@dreamcenterevansville.org
 1516 N. Main Street,
Evansville, IN




Evansville Police Department

 (812) 436-7896
 info@evansvillepolice.com
 facebook.com/EvansvillePoliceDept

Evansville Vanderburgh School Corporation

 (812) 435-8453
 facebook.com/EVSC1
 951 Walnut St,
Evansville, IN 47713

Goodwill Educates

 (812)-474-2229
 www.goodwilleducates.org
 5001 Washington Avenue
Evansville, IN 47715




Ivy Tech Community College - Evansville

 (812) 426-2865
 info@ivytech.edu
 3501 N First Ave Room 108,
Evansville, IN 47710




Potter's Wheel, Inc.

 (812) 401-4440
 [facebook.com/PottersWheel
Evansville](https://facebook.com/PottersWheelEvansville)
 333 Jefferson Ave,
Evansville, IN 47713

Ronald McDonald House Charities of the Ohio Valley

 (812) 402-7642
 facebook.com/RMHCOhioValley
 3540 Washington Ave,
Evansville, IN 47714




HOPE of Evansville

 (812) 423-3169
 office@hopeofevansville.org
 facebook.com/HOPEofEvansville
 900 N Main St,
Evansville, IN 47711




Junior Achievement of Southwestern Indiana

 (812) 425-8152
 jaswin@ja.org
 431 E Diamond Avenue
Evansville, IN 47711

Memorial Community Development Corporation




 (812) 423-2500
 info@memorialcdc.org
 645 Canal St,
Evansville, IN 47713

Southwest Indiana Workforce Board




 (812) 424-4473
 info@swinworkforce.org
 4600 Washington Ave, Suite 113,
Evansville, IN 47714

EPN PARTNER DIRECTORY




United Way of Southwestern Indiana

-  (812) 422-4100
-  unitedwayswi.org
-  318 Main Street, Suite 504,
Evansville, IN 47708



Urban Seeds

-  (812) 777-5375
-  director@urbanseeds.org
-  facebook.com/urbanseeds



YMCA of Southwestern Indiana, Inc.

-  (812) 598-7125
-  Ymcaswin.org
-  1930 S Garvin St,
Evansville, IN 47713




YouthBuild

-  Youthbuildevv.com
-  facebook.com/youthbuildevv
-  1321 Edgar St
Evansville, IN 47710

University of Evansville

-  (812) 488-2455
-  evansville.edu
-  1800 Lincoln Ave,
Evansville, IN 47722

Vanderburgh County Health Department

-  (812) 435-5765
-  preto3@vanderburghcounty.in.gov
-  facebook.com/Preto3Program

Youth First

-  (812) 421-8336
-  youthfirstinc.org
-  111 SE 3rd St, Ste 405,
Evansville, IN 47708
-  facebook.com/YouthFirstInc
-  info@youthfirstinc.org