

REPORT ON THE CAREERS OF THE CLASS OF 2016

Executive Summary

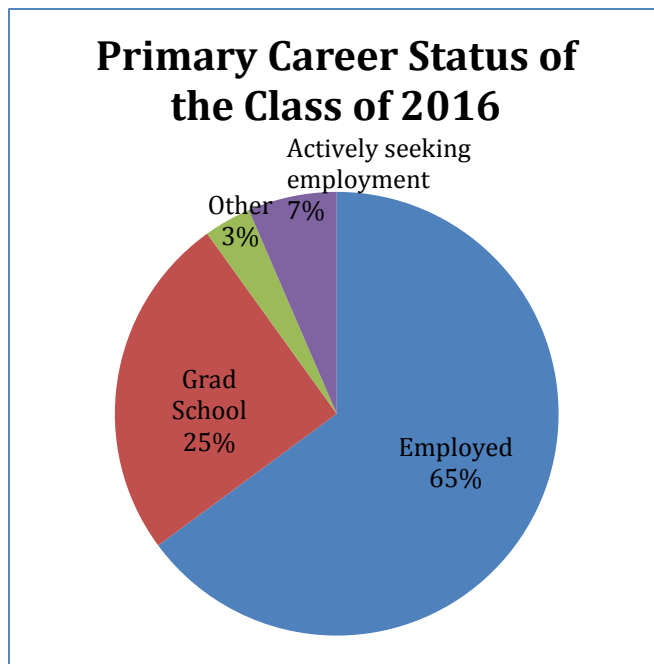
The following report describes the current career status of the class of 2016, which includes graduates from December 2015, May 2016, June 2016, and July 2016.

Career information was available for **98 percent** of the 546 graduates. The data were gathered from the following sources:

- Alumni Survey
- Department chairs
- National Student Clearinghouse
- Survey of Graduating Students
- Misc.-Students, employers, staff, parents and online

The **career outcome rate*** - employment or graduate school - was 93 percent.

*This rate excludes people in the “Other” category. The “Other” category includes those who were delaying their career pursuits for various reasons (e.g., Fulbright scholar, second bachelor’s degree, applying to graduate school, etc.).

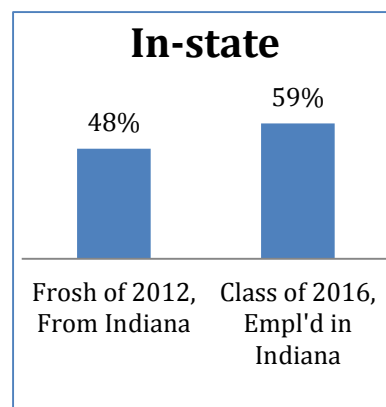


The **median salary** of graduates employed full-time was \$47,500.

Fifty-nine percent of employed graduates were working in **Indiana**. Fifty-five percent of graduates in graduate school were studying in Indiana. When entering UE in fall 2012, 48 percent of this class was from Indiana.

An additional 23 percent of graduates not currently in graduate school indicated the intention to **pursue graduate school** within the next three years.

Sixty-eight graduates (12 percent) indicated that they would like additional career assistance from the **Center for Career Development**.



Report Contents	Page	Page
Employment	2-6	7-8
Location		
Salary		
Number of Offers		
Job Source		
Employers		
Graduate School		
Location		
Future Grad School Plans		
Schools		
Method		9

Employment

Table 1. Employment Type

	2015-16		2014-15	2013-14
	#	%	%	%
Full-time	249	83	86	91
Part-time	33	11	8	4
Internship	18	6	6	5
Not specified	52			
Total	352			

Table 2. Employment Location

	2015-16		2014-15	2013-14
	#	%	%	%
Indiana	189	59	59	62
U.S., out of state	114	36	36	35
International	16	5	3	3
Not specified	33			
Total	352			

Table 3. Salary Range*

Median=\$47,500	2015-16		2014-15	2013-14
	#	%	%	%
<\$25,000	7	5	9	10
\$25,000-\$29,999	5	3	6	10
\$30,000-\$34,999	10	7	9	9
\$35,000-\$39,999	13	9	15	14
\$40,000-\$44,999	23	16	9	10
\$45,000-\$49,999	19	13	11	10
\$50,000-\$54,999	18	12	10	10
\$55,000-\$59,999	13	9	11	8
>\$60,000	38	26	19	20
Not specified	103			
Total Sample	249			

*of those employed full-time

Table 4. Number of Job Offers*

	2015-16		2014-15	2013-14
	#	%	%	%
0 (already had position)	5	5	4	6
1-2	72	69	76	79
3-4	23	22	19	14
5-6	1	1	2	1
>6	3	3	0	0
Not specified	145			
Total	249			

*of those employed full-time

Table 5. Source of Job*

	2015-16		2014-15	2013-14
	#	%	%	%
Other	1	0	7	30
Experiential Education	20	8	13	27
Online	26	10	7	25
Family/Friends	36	14	14	18
Career Development	110	44	50	12
Faculty Contacts	33	13	13	10
Alumni/ae	8	3	4	6
UE Job Link	6	2	4	6
Not specified	121			
Total** (unduplicated)	249			

*of those employed full-time

**Total across Job Source categories is greater than unduplicated total because graduates were asked to select all job sources that applied to their situations.

Table 6. Employers of Alumni/ae with Full-time Employment

Employer	#	Employer	#
14 WFIE	1	Centura Health	1
A Step Ahead Pediatric Therapy	1	Chamber of Commerce SWIN	1
Aerotek- Kentucky Bioprocessing	1	Charles Schwab	1
Aerotek- SABIC	1	CHI Memorial Hospital	1
AlHumyin Transportation	1	Children's Museum of Indiana	1
All About Kids	1	Christian Fellowship Church	1
Alone Came Music	1	Cisco Systems	1
American Engineering INC	1	Clear Software	1
Anchor Care Rehab	1	Colorado Rush Soccer Club	1
Angies List	1	Community Action Program of Evansville	1
Anthem Blue Cross Blue Shield	1	CRANE NAVSEA	3
Arkansas Children's Hospital	1	Crosspointe Insurance Advisors	1
Arts & Services for the Disabled	1	Data Dactus	1
Associated Luxury Hotels Incorporated	1	Deaconess Health System	12
Associates in Pediatric Therapy	1	Deaconess Women's Hospital	1
Astra Zeneca	1	Digital Primates	1
Athletico Physical Therapy	2	Dubois County Baseball LLC	1
ATI Physical Therapy	2	E&B Paving	1
AXA Advisors	1	ECHO Community Healthcare	1
Banner Graphic	1	ECS Solutions	1
BB&T	1	Elite Sports Medicine	1
BC Pieno Zvaigž�dēs	1	Enterprise Holdings	1
Beaumont	1	Ernst & Young	1
Behavioral Analysis Center for Autism	1	Eskenazi Health	1
Benchmark Physical Therapy	2	ESPN3	1
Berry Plastics	1	Evansville Lutheran School	1
BKD	1	Evansville Museum of Art, History & Science	1
Blanchard Valley Health System	1	Evansville-Vanderburgh School Corp	5
Bluebridge Digital	1	Faegre Baker Daniels LLP	1
BNSF Railway	1	Family Medicine Associates	1
Bowen Engineering	1	Family Video	1
Brake Supply	1	Fast Track Physical Therapy	1
Brentwood Meadows	1	Field & Main Bank	1
Bullhorn INC	1	Flagship	1
BWXT Nuclear Operations Group	1	Fluor Enterprises, INC	3
C.H. Robinson	1	Fox & Lutz	1
Center for Spine and Sports Medicine	1	Franklin County Community Schools	1
Central Catholic School	1		

Employer	#	Employer	#
Gibson Southern High School	1	Morley	1
Gonzaga University	1	Mt. Vernon Jr. High School	2
Grassroots Campaigns	1	Nanlee Engineering	1
Greater Cincinnati Behavioral Health	1	National Park Service	1
Griffin Middle School Frisco ISD	1	Norton Healthcare	2
Gundersen Lutheran Sports PT	1	NYC Dept. of Health and Mental Hygiene	1
H&R Block, Mobile Technology INC	1	One Main Financial	1
HealthSouth Deaconess	2	Optimedia Chicago	1
Herman and Kittle Properties	1	Pacific Therx	1
Hillsboro Detention Center	1	Palm Beach Music Therapy Institute	1
HMC Gears	1	Parkview Sports Medicine	1
HobbyTown USA	1	Parkwest Medical Center	1
Honey Dew Coffee	1	Paylocity	1
Hubbell, Roth and Clark	1	PCI Skanska	2
Indiana Department of Child Services	1	Peabody Energy	1
Indiana Department of Transportation	2	Pediatric Therapy Services	1
Intellitrak	1	PhysAssist Scribes	1
Interactive Intelligence	1	Piedmont Technical College	1
IU Health Methodist Hospital	1	Pittsburgh Pirates	2
JTEKT Automotive North America	1	Posey County School Corporation	1
Keller Schroeder	1	PricewaterhouseCoopers	1
Kelly Services- Vectren	1	Proctor & Gamble	1
Kinsey Youth Center	1	Professional Transportation INC	1
Kirkwood Pro	1	ProgressiveHealth	3
Kitchener Waterloo Titans	1	Progressive Sports Therapy	1
KK Zadar	1	ProRehab PC	5
KPMG	1	Proxair	1
Lab Support	1	Results Physiotherapy	1
Lake Shore Beverage	1	Riney Hancock CPA	1
Lattof YMCA	1	Riyadh Bank	1
Lockheed Martin	2	Robert Half Associates	1
Lockyear Title, LLC	1	SABIC	1
Long Island Nets NBA Development League	1	Sarah Cannon Research Institute	1
Louisville Gas & Electric	1	SCST Engineering	1
MasterBrand	1	Shelter Moving and Storage	1
McGladrey (RSM)	1	SMG Evansville	1
Mead Johnson	3	South Africa Basketball	1
Memorial Hospital	1	South Dearborn Schools	1
Methodist Hospital	1	Southwest Dubois Schools	1
Mike's Car Wash	1	Southwestern Behavioral Health	1
Millenium Therapy	1	Sporting Blue Valley Soccer Club	1

Employer	#	Employer	#
Spring Creek Health Care	1	United States Navy	1
SS&C Technologies	3	University of Alabama Birmingham	1
St. Elizabeth Health System	1	University of California Santa Barbara	1
St. Mary's Medical Center	15	University of Evansville	6
St. Vincent Hospital	3	Vanderbilt University	1
Starbucks	1	Vectren Corporation	2
Stuckey Farms	1	Wendell Foster	1
Tennessee Department of Transportation	1	West Tennessee Healthcare	1
Therapy Management Corporation	1	Western Governors University	1
TMI Hospitality	1	Wetland Services INC	1
Touch of Class	1	Whitewater Valley Rehab	1
Trilogy Health Services	1	WNIN	1
Trinity Health	1	Youth First	1
Tri-State Community Clinics	1	Not specified	2
UBS	1	Total	249
Union Health	1		

Graduate School

Table 7. Graduate School Location

	#	%
Indiana	73	55
Out of State	56	43
International	3	2
Total	132	

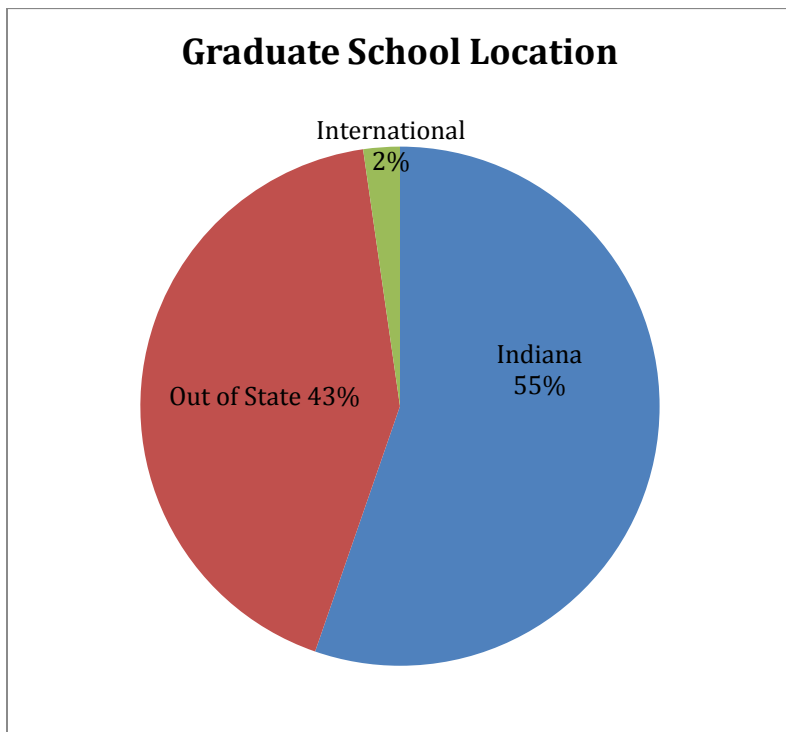


Table 8. Future Graduate School Plan

	2015-16		2014-15	2013-14
	#	%	%	%
Within six months	16	4	4	6
Within three years	81	20	16	23
No plans/Not specified	317	76	80	71
Total not in Graduate School	414			

Table 9. List of Graduate Schools

University	#	University	#
American University Of The Caribbean	1	Spalding University - Quarter Students	2
Arizona State University	1	St Louis College Of Pharmacy	2
Belmont University	1	Trinity College Dublin	1
Bowling Green State University	1	Universidad Del Este	1
Central Michigan University	1	University Of California - Irvine	1
Cuny Graduate School and University Center	1	University Of Central Florida	1
Delta State University	1	University Of Cincinnati	1
East Carolina University	1	University Of Evansville	56
East Tennessee State University	1	University Of Florida	1
Emory University	1	University Of Indianapolis	2
Florida State University	1	University Of Kansas	2
George Mason University	1	University Of Kentucky	2
Grace College	1	University Of Louisville	3
Grand Canyon University	1	University Of Missouri-St Louis	2
Grand Valley State University	1	University Of Nebraska-Lincoln	1
Illinois State	1	University Of Nevada - Reno	1
Indiana State University	1	University Of Pikeville	1
Indiana University Bloomington	5	University Of Southern Indiana	4
Indiana University Purdue University	2	University Of Texas - San Antonio	1
Johns Hopkins University - Sais	1	University Of Texas At Austin	1
Lipscomb University	1	University Of Wisconsin - La Crosse	2
Marian University	1	University Of Wisconsin - Madison	1
Michigan Tech University	1	University Of Wisconsin - Milwaukee	1
Missouri State University	1	Vanderbilt University	4
Pennsylvania State University	1	Vincennes University	1
Saint Louis University	1	Western Illinois University	1
Samford University	1		
Sit Graduate Institute	1		
Southern Illinois University Carbondale	1		
Southern Illinois University Edwardsville	1		
Southwestern Theological Baptist Seminary	1	Total	132

Method

Career data were collected from multiple sources and compiled for this report. The most recent response from the graduate or the academic department was used in the analysis.

Data Sources	
Survey of Graduating Students <i>Responses = 533</i>	Brief survey distributed and collected at commencement ceremonies. Asked for updated contact, job, and graduate school information. Also allowed student to request help from the Center for Career Development.
Alumni Surveys <i>Responses = 164</i>	Brief online survey distributed to recent graduates as part of their electronic Welcome (to the Alumni Association) email message. Email request to complete online survey was sent to graduates at regular intervals after commencement.
National Student Clearinghouse <i>Responses = 138</i>	National database of students enrolled at over 3,300 U.S. institutions. Used to find graduate school enrollment of alumni/ae.
Academic Departments	Once graduates' career data were gathered and compiled from the above sources, the data were sent out to the academic departments. Department chairs were asked to review and update the data on their departments' graduates.
Miscellaneous	Additional data sources included students, employers, staff, parents, and online.