


EBI

ENTERPRISE
BUSINESS • INNOVATION



INDEX

Table of Content

03

Overview of EBI

04

Mission & Values

05

Operational Model

06

Community Impact &
Partnerships

07

Programs &
Initiatives

08

Professional Development &
Experiential Learning

09

Future Growth & Expansion
Strategy

10

Research, Innovation &
Strategic Consulting

11

Contact & Team

INTRODUCTION

Overview of EBI

EBI is an interdisciplinary initiative focused on entrepreneurship, innovation, leadership development, and community impact through real-world collaboration and strategic problem solving. The organization was created to bridge the gap between academic knowledge and professional application by providing opportunities to work directly with businesses, entrepreneurs, organizations, and community leaders on projects that create measurable and meaningful outcomes. EBI emphasizes experiential learning by encouraging individuals to move beyond theoretical concepts and actively engage in consulting, research, project development, and innovation-driven initiatives that address real challenges within organizations and communities.

Through collaboration, analytical thinking, and hands-on experience, EBI supports the development of leadership, communication, adaptability, and strategic decision-making skills while promoting innovation and long-term growth. The initiative brings together individuals from diverse academic and professional backgrounds to approach challenges from multiple perspectives and create practical, forward-thinking solutions. By combining entrepreneurship, research, community engagement, and professional development, EBI serves as a platform where ideas are transformed into actionable impact.



Mission and Values of EBI

Mission

The mission of EBI is to foster innovation, leadership, and community-centered growth by creating opportunities for experiential learning, interdisciplinary collaboration, and real-world problem solving. EBI is committed to developing forward-thinking individuals who are prepared to contribute meaningful solutions within organizations, industries, and communities through creativity, professionalism, and strategic thinking.

Values

At the core of EBI are values centered around innovation, collaboration, integrity, leadership, and impact. The initiative believes that meaningful growth is achieved through teamwork, adaptability, and the ability to approach challenges with both analytical and creative perspectives. EBI values professional development by encouraging individuals to strengthen communication, leadership, and strategic skills while gaining practical experience through projects and partnerships. The organization also emphasizes sustainability and long-term community impact by supporting initiatives that not only drive organizational success but also contribute positively to the people and communities they serve.

Operational Model

EBI operates through a collaborative and project-based model designed to connect innovation, research, and strategic execution with real-world application. The initiative works alongside businesses, entrepreneurs, nonprofit organizations, and community partners to identify challenges, analyze opportunities, and develop actionable solutions that support growth, engagement, and long-term success. Through consulting projects, research initiatives, workshops, and professional collaborations, EBI creates an environment where ideas are transformed into measurable outcomes.

The operational structure of EBI is built around interdisciplinary teamwork and experiential learning. Individuals contribute through areas such as market analysis, branding strategy, operational improvement, business development, customer engagement, and strategic planning while working in collaborative settings that reflect professional environments. This approach allows participants to strengthen both technical and professional skills while producing work that creates genuine value for organizations and the surrounding community. By combining innovation with practical implementation, EBI ensures that projects move beyond discussion and into meaningful impact.

Community Impact & Partnerships

A major focus of EBI is creating meaningful impact through collaboration with local businesses, organizations, entrepreneurs, and community leaders. The initiative works to support projects that contribute to economic development, organizational growth, community engagement, and sustainable innovation while helping address broader challenges within the region. Through strategic partnerships and collaborative initiatives, EBI creates opportunities for individuals to apply research, consulting, and leadership skills in ways that generate measurable value for both organizations and the communities they serve.

EBI has collaborated with organizations such as Community One and the Southwest Indiana Small Business Development Center (SBDC) on initiatives related to business success factors, customer and market analysis, organizational development, and community-centered growth strategies. These partnerships allow participants to engage directly with professionals and stakeholders while gaining experience in communication, research, strategic planning, and data-driven decision making. By integrating innovation with community-focused collaboration, EBI continues to strengthen connections between professional development and long-term regional impact.



Programs & Initiatives

EBI supports a wide range of initiatives focused on entrepreneurship, innovation, professional development, and community engagement. Through consulting projects, research collaborations, workshops, networking events, and strategic partnerships, the organization provides opportunities to engage directly with real-world challenges while contributing to projects that support organizational and community growth. These initiatives are designed to encourage creative thinking, leadership development, and practical problem solving in professional settings.

Programs within EBI often involve areas such as business strategy, market research, branding, sustainability planning, customer analysis, and operational improvement. The organization also emphasizes professional readiness by hosting speaker sessions, collaborative workshops, and experiential learning opportunities that expose individuals to industry professionals, entrepreneurs, and community leaders. By combining education with hands-on application, EBI creates an environment where innovation, leadership, and collaboration can develop through meaningful experience and active involvement.

Professional Development & Experiential Learning

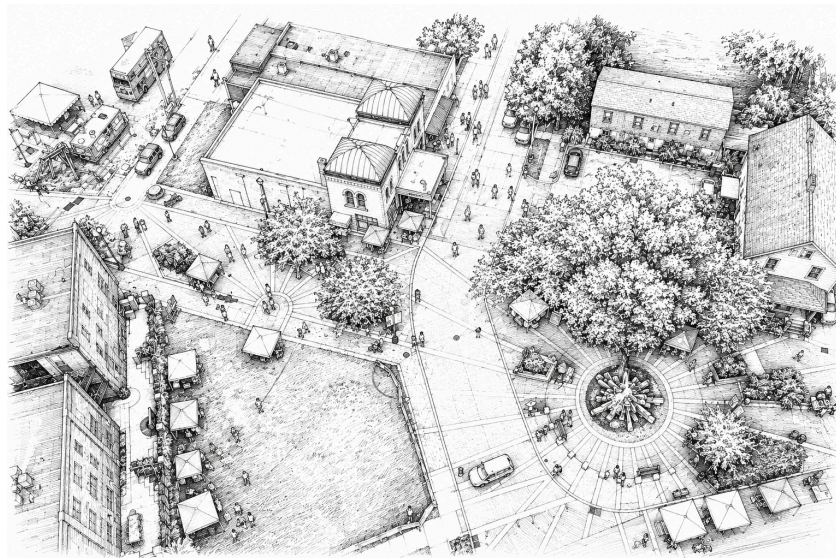
EBI places a strong emphasis on professional development and experiential learning by providing opportunities to engage directly with projects, organizations, and industry professionals in real-world environments. Rather than limiting development to traditional academic settings, the initiative encourages active participation in consulting work, research projects, leadership initiatives, workshops, and collaborative problem solving experiences that strengthen both technical and interpersonal skills. Through these opportunities, individuals gain valuable experience in communication, leadership, adaptability, teamwork, and strategic thinking while preparing for future professional careers.

The organization also creates opportunities for networking and mentorship through speaker sessions, professional collaborations, and partnerships with entrepreneurs, executives, and community leaders. These experiences expose individuals to different industries, career paths, and leadership perspectives while helping them build confidence in professional environments. By combining hands-on experience with collaboration and innovation, EBI helps develop individuals who are prepared to contribute meaningful solutions and lead with creativity, professionalism, and purpose.

Future Growth & Expansion Strategy

EBI is focused on continuing to expand its impact through stronger partnerships, larger initiatives, and increased opportunities for innovation, consulting, and community collaboration. The organization aims to grow its involvement in entrepreneurship, research, and strategic development projects while creating new opportunities to connect individuals with businesses, organizations, and industry leaders. By expanding its network and collaborative reach, EBI seeks to strengthen its role as a platform for innovation, leadership development, and community-centered growth.

Future initiatives include expanding consulting and research opportunities, developing larger regional partnerships, increasing professional development programming, and supporting projects that address evolving economic and social challenges. EBI also plans to continue strengthening interdisciplinary collaboration by bringing together individuals from diverse academic and professional backgrounds to approach challenges with broader perspectives and innovative thinking. Through sustainable growth and long-term strategic planning, EBI aims to continue creating meaningful impact while preparing future leaders to contribute positively within organizations, industries, and communities.



Research, Innovation & Strategic Consulting


Research and strategic consulting are central components of EBI's approach to innovation and community impact. The organization emphasizes the importance of analytical thinking, data-driven decision making, and collaborative problem solving by engaging in projects that address real organizational and community challenges. Through research initiatives and consulting-based work, EBI supports businesses, organizations, and community partners by helping identify opportunities for growth, operational improvement, customer engagement, sustainability, and long-term strategic development.

EBI encourages individuals to approach challenges with both creativity and critical analysis while developing practical solutions that can be realistically implemented. Projects may involve market analysis, branding strategy, business development, organizational assessments, customer research, operational evaluations, and innovation planning. By combining research with practical application, EBI creates an environment where ideas move beyond discussion and become actionable strategies capable of generating measurable impact. This focus on innovation and consulting allows EBI to contribute meaningful value while preparing individuals to think strategically, communicate effectively, and lead within complex professional environments.

Contact & Team

EBI continues to serve as a platform for innovation, leadership, entrepreneurship, and community engagement by connecting individuals with opportunities to create meaningful impact through collaboration and real-world experience. Through strategic partnerships, experiential learning, consulting initiatives, and professional development opportunities, the organization remains committed to fostering growth, creativity, and purpose-driven leadership within organizations and communities.


Website



Javad Dehghan

Founder, EBI

Email: md331@evansville.edu



Where Innovation, Entrepreneurship, and Community Come Together

Thank you for being part of the EBI journey.

Acknowledgments

Dr. Yolanda Obaze
Mr. Mark Pieper

EBI | ENTREPRENEURSHIP
BUSINESS · INNOVATION



INDIANA
Small Business
Development Center

