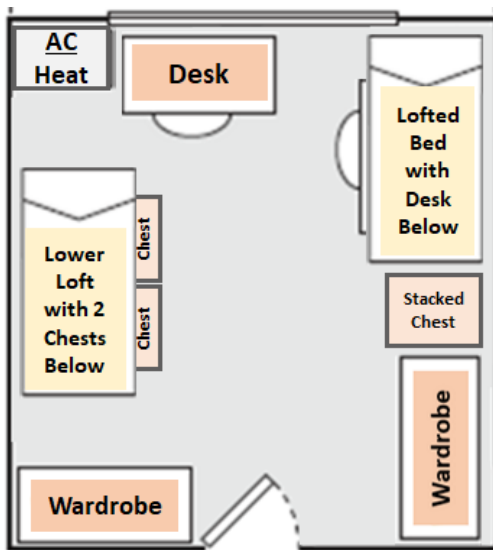


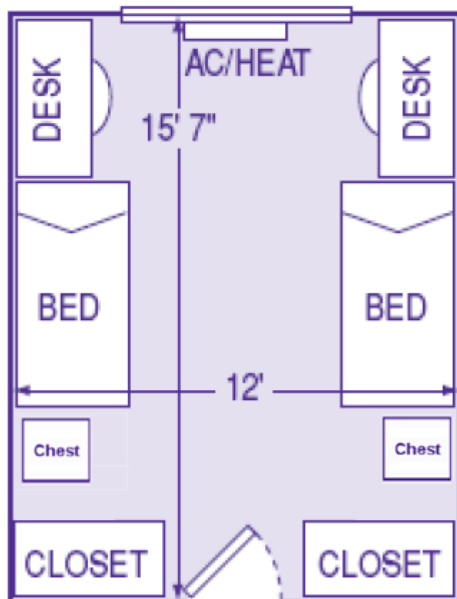
Room Configurations

All rooms must be placed in a standard configuration. This allows for a faster room check and a consistent set up. Students were requested to leave their rooms in the following configurations at the end of the year. If your room was not in this configuration when you moved in, it still needs to be reset to this configuration when you move out.



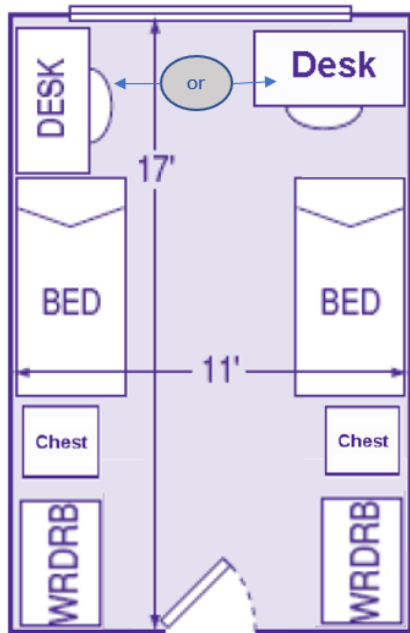
Moore Hall

- ✓ All beds should be un-lofted and un-bunked.
- ✓ The height of the bed frame should be positioned at either the middle or top setting.
- ✓ Chests can be stacked at the foot of the bed or side by side under the bed.
- ✓ Wardrobes must be set against the side walls as indicated.
- ✓ All lofting pieces should be stored under the bed on each side (2 lofting headboards, 2 guardrails, and 2 black support bars).
- ✓ All bolts and nuts should be placed in a baggie in your desk drawer.



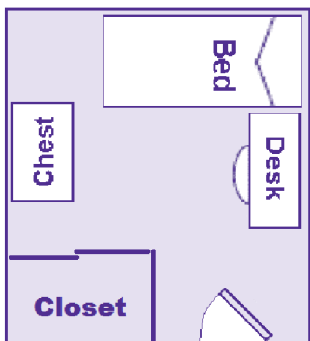
Hale Hall

- ✓ All beds should be un-lofted and un-bunked.
- ✓ The height of the bed frame should be positioned at either the middle or top setting.
- ✓ Chests can be stacked at the foot of the bed or side by side under the bed.
- ✓ All lofting pieces should be stored under the bed on each side (2 lofting headboards, 2 guardrails, and 2 black support bars).
- ✓ All bolts and nuts should be placed in a baggie in your desk drawer.



Schroeder and Powell Hall

- ✓ All beds should be un-lofted and un-bunked.
- ✓ The height of the bed frame should be positioned at either the middle or top setting.
- ✓ Chests can be stacked at the foot of the bed or side by side under the bed.
- ✓ Wardrobes must be set against the side walls as indicated.
- ✓ All lofting pieces should be stored under the bed on each side (2 lofting headboards, 2 guardrails, and 2 black support bars).
- ✓ All bolts and nuts should be place in a baggie in your desk drawer.



Jones Hall

Jones – the top of the metal bed frame should be flush with the top of the middle board of the wooden bed end (holes down).

Each bedroom is slightly different - please place bedroom furniture in a reasonable configuration.